



Swadro

Trailed rotary rakes



Swadro

Trailed side-delivery and
centre-delivery rakes
Innovative KRONE solutions for
all applications

i

- New Lift Tines rake up faster and with greater precision
- Jet Effect rotors protect the ground during headland turns for consistently clean forage
- High ground clearance during headland turns
- Maintenance-free rotors and rotor gearboxes
- Hard-wearing DuraMax cam tracks with three-year warranty
- Very compact transport position





Swadro models and versions	4
The Swadro rotor	6
- Cardanic suspension and Jet Effect	8
- Tridem running gears	10
- Tine arms and Lift Tines	12
Swadro TS and TS Twin Trailed twin-rotor side-delivery rakes	14
Swadro TC and TC Plus Trailed twin-rotor centre-delivery rakes	20
Swadro 1400 and 1400 Plus Trailed four-rotor centre-delivery models	26
Swadro 2000 Trailed six-rotor centre-delivery models	34
Technical Data	42



Swadro models and versions

Our trailed Swadro models are highest quality and hardest wearing rakes that are designed to go into the most difficult conditions. Innovative and practical solutions, these KRONE products warrant an excellent quality of work and exceptional longevity.



Swadro TS and TS Twin

These spearheading side-delivery rakes offer great versatility in so many different applications.

- Two rotors
- One swath, double swaths or two swaths
- 6.20 m - 18.20 m (20'4" - 59'9") work widths



Swadro TC and TC Plus

These variable and innovative centre-delivery rakes deliver greatest forage quality.

- Two rotors
- Variable 6.80 m - 8.80 m (22'4" - 28'11") working widths



Swadro TS, Swadro TC, Swadro 1400 and Swadro 2000 stand out for delivering loss-free rakes and efficient swathing in the most difficult conditions with swaths being tailored to the following harvester's capacities.

Swadro 1400 and 1400 Plus

These robust and powerful centre-delivery rakes meet the most stringent demands of professional farmers.

- Four rotors
- Variable 11.00 m - 13.50 m (36'1" - 44'4") working widths



Swadro 2000

Offering maximum stability and efficiency, this centre-delivery rake offers highest work rates.

- Six rotors
- Variable 10.00 m - 19.00 m (32'10" - 62'4") working widths



The Swadro rotor

Heavy-duty and maintenance-free

- Maintenance-free rotors and rotor gearboxes
- Hard-wearing DuraMax cam tracks with a three-year warranty
- Rotors featuring the KRONE Jet Effect to avoid crop contamination on headlands



Permanently lubricated and maintenance-free

The enclosed bevel gearboxes and the tine arm rollers are permanently lubricated for optimum care and attention. So, operators need not bother to lube a single component on the rotor.

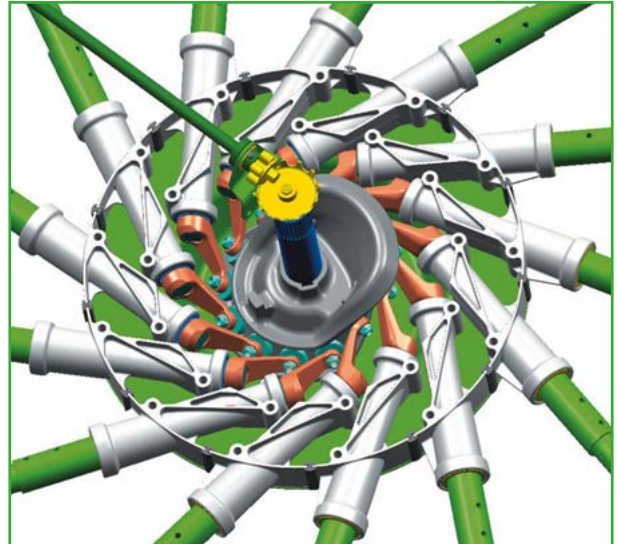
Sturdy bearing houses

The housings of the bearings are made from light and very robust cast aluminium and the bearings themselves are spaced wide apart offering highest stability in heavy crop. The permanently lubricated groove ball bearings are maintenance-free.



The advantages

The Swadro rotor scores on excellent quality of work in very difficult crop, great stability, hard-wearing components and no maintenance at all. These advantages are gained from centrally suspended rotors in a trailing set-up and from the cardanic system, the KRONE Jet Effect, the Tridem running gear as well as the new Lift Tines.



Steep cam tracks

As the rollers move in steep cam tracks they lift and lower the tine arms quickly and with greatest precision to the effect that the crop stays clean and the swaths are tidy and boxy. The 47 mm (2") diameter tine guiding rollers offer a generous contact area, are protected from ingress of dust and absolutely maintenance-free.



Hard-wearing KRONE DuraMax cam tracks

For greatest longevity, these cam tracks are made from high-tensile and Bainite-tempered cast SG iron which offers exceptional resistance to wear and tear and is absolutely maintenance-free. For this reason, KRONE is able to offer a three-year warranty on these DuraMax cam tracks.



The Swadro rotor

Great flexibility and cleanest rakes

- Optimum contouring in any direction and extremely low tine wear through pivoting rotors
- Cleanest forage from the KRONE Jet Effect during take-off and touch-down
- Central suspension for a uniform ground pressure across the full widths of the rotors

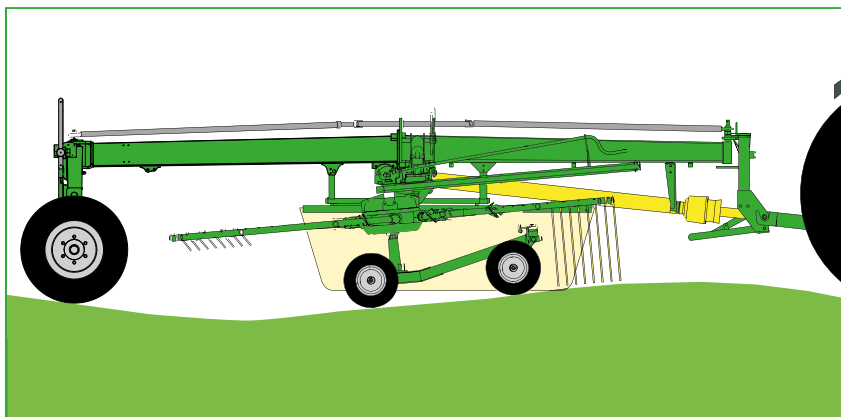


The cardanic rotor suspension

The rotors pivot in and across the direction of travel to give optimum adaptation to undulating ground. A cardanic joint on the arm with two elongated holes prevents the tines from being pressed into the ground or from being left suspended in the air, thereby avoiding crop contamination as well as throwing the grass about.

The elongated holes

The elongated hole at the top allows the rotor to pivot across the direction of travel whereas the elongated hole at the bottom allows pivoting in direction of travel.



The cardanic system and the KRONE Jet Effect

Taking off / touching down like a jet

The KRONE Jet Effect prevents the tines from damaging the sward on the headland and ensures the crop stays clean. As the bogies are lowered into work, the rear wheels touch down first before the leading wheels follow. Vice versa, as the rotors lift out it is the leading wheels that lift out first and the rear wheels that follow. This is identical with the take-off and touch-down phases observed with airplanes.



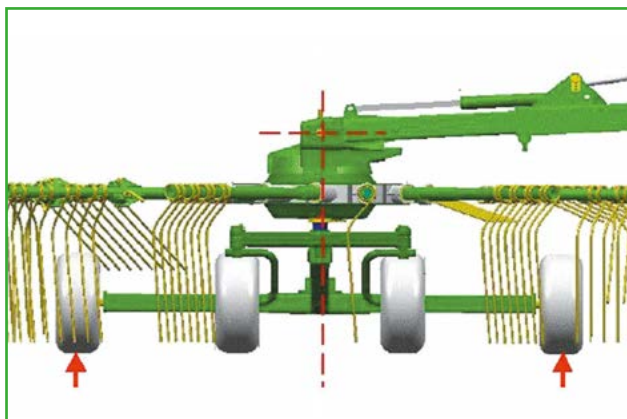
The trailing rotors

The rotors are trailed rather than being pushed in direction of travel. Therefore they enjoy greater flexibility in following ground contours and there is no risk of tines being pressed into the soil



The central suspension

The rotors suspend centrally across the direction of travel which allows them to produce consistent and high-quality swaths. The special suspension ensures they always stay level as they lift and lower on the headland. In addition, the machine's weight is distributed uniformly on all wheels of the running gear as it travels down the field.



The Swadro rotor

Great stability and excellent tracking

- Cleanest rakes as the bogie wheels run in vicinity of the tines
- Straightforward angle adjustment
- Castering wheels are standard at the front and an option at the rear to protect the sward



Contouring front axle

The leading caster wheels give excellent tracking in turns and curves. A track rod links the wheels for quiet running and the pivoting suspension provides for plenty of axle travel to absorb ground undulations.



Wide track width and quiet running


It is the extra wide tracking width of the running gear that absorbs the forces that are generated by the rotors and keeps them level and stable in undulating terrain.



The KRONE Tridem running gear

All rotors run on a Tridem running gear from KRONE. Specified as standard, the running gear consists of an extra wide rear axle and a flexible front axle which form a triangle.

Occupying all space under the rotor, the construction has the wheels stabilise the rotors exactly in those areas the tines work under load.



Adjusting the side angle

A pin setting system on the Tridem rear wheels sets the rotor tilt across the direction of travel steplessly to adjust to current yields.

The castering wheels

The rear axles also takes castering wheels as an option. These give better tracking in curves, eliminate scuffing and are gentle on the running gear as well as on the sward.

The Tandem running gear

A Tandem running gear is available for the rear axle where it enhances rotor control.



The Swadro rotor

Stable running and tidy swathing

- Large-diameter and thick-walled tine arms ensure absolutely dependable operation
- Easy and fast tine arm attachment and removal
- New Lift tines for better quality forage and higher work rates



Tine arms and tines



The tine arms are thick-walled and large in diameter. 10.5 mm (0.4") double tines that wind around the arms in three massive spring coils offering outstanding flexibility and longevity. Each tine arm carries four double tines.

Each tine arm is easily removed

Simply undo two bolts to remove the entire arm complete with bearing and roller.

The folding tine arms

Most Swadro models accept foldable tine arms which allow reducing the transport height to significantly less than 4 m (13'2"). The bracket is made from hardened steel and the pivot joint is tensioned by Belleville springs, which make the folding process smooth and the mechanism hard-wearing.



The tine arms and the KRONE Lift tines

All KRONE Swadro TS, Swadro TC, Swadro 1400 and Swadro 2000 models have new Lift tines as standard fit which stand out for two crooks.

The new and practical design offers a number of exceptional benefits:

- Boosted outputs through higher work rates
- The crop is picked up more effectively and losses are minimised
- Tidier swaths
- Uncontaminated and higher-quality forage
- Sward protection



Setting the tines to an optimum position

The special Lift tines perform better, because their ends maintain a steep angle even in heavy crop and lift it more easily, which leads to more uniform swaths. As a result, the machine can work at a faster pace and still deliver consistently well shaped swaths.



No crop contamination

Thanks to their excellent performance, the Lift tines can work at a greater ground clearance than traditional tines. And thus reduce the risk of crop contamination as well as tine wear.





Swadro TS and TS Twin

Trailed twin-rotor side-delivery rakes

- Perfect for single and double-swath presentation as well as two swaths
- Easy handling on the headland and high rotor lift-out
- Very compact transport position



Single-swath presentation

Our Swadro TS models offer great flexibility and easy adjustment to the quality and density of the crop at hand as well as to the capacity of the following harvester. Raking the crop into a single swath is ideal in low yielding or low density crops or vice versa when the harvester is a high-capacity forager, baler or forage wagon.



Double-swath presentation

Raking up two separate swaths in up and down operation, Swadro TS delivers a maximum work width of up to 15 m (49'3"). Double swathing is a very effective method to fully exploit the intake capacities of powerful harvest machines.



Rather than being pushedersatile twin-rotor side-delivery rakes

The trailed KRONE Swadro TS side-delivery rakes work at widths between 6.20 m (20'4") and 7.40 m (24'3") presenting the crop in single and double swaths. Swadro TS Twin implements double swaths as an option. As a result, the machine covers work widths between 6.92 m (22'8") and 8.20 m (26'11").

Quick changeover to making two swaths

Changing Swadro TS Twin from single-swathing to dual swathing is easy and straightforward. Simply telescope the two arms to accommodate the second swath. Then fold down the leading swath deflector.



Comparing Swadro TS and TS Twin

Swadro TS	Swadro TS Twin
Single-swath presentation (standard)	Single-swath presentation (standard)
	Double-swath presentation - Telescoping hydraulic arms (standard) - Front crop deflector (option)

Easy-use swath deflectors

The leading curtain is adjusted manually with the help of a spring whereas the rear curtain swings automatically into work position as the rotor lowers into work. It is also possible to adjust the rear curtain's ground clearance and alignment in direction of travel as well its distance to the rotor.

Producing two swaths with TS Twin

Swadro TS Twin has telescoping arms as standard. An optional crop deflector is available to complement the dual swath presenting specification





Swadro TS and TS Twin

Greatest height control for the rotors for high-quality forage



Rotor height control

An optimum quality of work requires rotors that work cleanly, consistently and loss-free. It is possible to set the tine clearance separately on each rotor – either manually or electrically as an option, using servomotors.



Manual rotor height control

Easy to-get-at cranks out on the rotors are base specification to adjust the rotors' work height steplessly. A large scale indicates the current position and allows easy adjustment so that both rotors can be set very accurately and down to the millimetre.



The electric height control system

If varying conditions call for frequent depth changes, the electric control system may be a good option. The electric system is operated from a control box that is mounted in the tractor cab. From here operators control two servomotors which set the rotor height on the move and down to the millimetre and without any downtime.



Consistent ends

A hydraulic sequence control moves the leading rotor first and then the rear rotor into headland position. The hydraulic valves that are required to implement sequence control are controlled mechanically via a robust shift gate. Operators can set the delay between raising the front and rear arms.



High-stability frame with generous clearance

The use of large-diameter tubes gives the running gear and frame a particular strength. The high-clearance frame combines with the high rotor lift-out to raise the tines 50 cm (1'8") clear off the ground, leaving big swaths undisturbed.



Side-mounted main gearboxes and suspension springs

The two main gearboxes were moved clear away from the centre of the machine, which helps ensure smooth drive shaft running also in headland position. In work, strong tension springs shift the weight to the frame and the undercarriage, thereby taking load off the rotors.



Swadro TS and TS Twin

Easy steering and safe road travel



Convenient transport height

The machine folds to a transport height of less than 4 m (13'2"), with arms moving up hydraulically and the curtain on the side lowering automatically.



Choice of tyres

Choose between two tyre specifications. All Swadro TS and TS Twin can be fitted with 11.5/80-15.3/10 PR (pic. 1) or 15.0/55-17/10 PR (pic. 2) tyres. The former provide good traction in softer soil conditions whereas the latter suit work in sloping fields. When folded into transport position, the machine measures a maximum of 3 metres (9'10") in width.



Altering the track width

If the wheels are fitted with slim tyres, it will be possible to expand the track width by 6 cm (2.4"). Simply refit a distancer sleeve on the wheel arms and move each axle out 3 cm (1.2").



A very nimble machine

All Swadro TS and TS Twin rely on a ball bearing that joins the two-point headstock to the frame. In turns, a rod controls the undercarriage's Ackerman steering system, which gives the rake great manoeuvrability so it can enter awkward areas without shunting. No crop is left behind.



Swift and safe travel

The great chassis stability gives all Swadro TS rakes excellent tracking even at higher speeds.



Swadro TC and TC Plus

Trailed twin-rotor side-delivery rakes

- Variable work widths plus individual rotor lift-out
- Adjustable running gear for flexible track widths and big tyres
- Easy handling on the headland and great lift-out heights



Tine arms and tines

The thick-walled and large-diameter tine arms carry 10.5 mm double tines that wind around the arms in three massive spring coils offering outstanding flexibility and longevity. Each tine arm carries four double tines



Setting the width mechanically

Swadro TC 760 is equipped with a mechanical work width adjustment system. The arms telescope in and out as you operate a crank with just one hand.




Changing work widths hydraulically

A hydraulic width setting system is standard specification on Swadro TC 760 and all larger models. The current work width is indicated on a large scale which is easy to see from the cab.

The flexible twin-rotor centre delivery rakes

TC and TC Plus stand out for producing exceptionally consistent swaths while working at extremely high rates.

Centre-delivery rakes have only one rotor at a time work the crop and so these models achieve an excellent quality of forage. Swadro TC models offer work widths from 6.80 m (22'4") to 8.80 m (28'11") whereas Swadro TC 760 and the higher-specification models offer even variable work widths.



Comparing Swadro TC and Swadro TC Plus

Swadro TC	Swadro TC Plus
Work width control - mechanical (standard) TC 760 - hydraulic (option) TC 760 - hydraulic (standard) TC 880	Work width control - hydraulic (standard)
Height control - mechanical (standard)	Height control - electric (standard)
Separate rotor lift-out (option)	Separate rotor lift-out (standard)



Individual rotor lift-out

The rotors can be raised individually out of work, an option that brings great advantages in wedges, along boundaries and in low-yielding crops.

The rotor suspension system

Strong tension springs (option) can transfer some of the weight to the frame and the running gear on the move.



Swadro TC and TC Plus

Convenient height control and optional disturbing rotors for optimum forage quality



The manual height control system

All Swadro TC rotors have their height adjusted down to the millimetre on a crank which is arranged at a convenient height out on the rotor. A large scale helps operators to determine the current position.



The electric height control system

Those who often use the rake in varying conditions will find it helpful to opt for the electric rotor height control system. This is standard specification on all Swadro TC Plus models. From here, operators control two servomotors which change the rotor height on the move and down to the millimetre.



The electric control box

The operator sets the height of both rotors on the electric control unit which also raises the rotors individually. The TC 880 Plus has two separate displays that show the current height of the right and left rotors.



Swadro TC 680 and 760 can be equipped with a new development from KRONE – a hydraulic rotor with 6 tines that disturb and aerate material that is particularly dry and light which was placed in the middle of the rake and between the rotors. The disturber promotes uniform wilting and ultimately the quality of hay and leafy forage such as lucerne.





Swadro TC and TC Plus

Great ground clearance and agility combine with a low transport height and safe travel on public roads



Generous ground clearance

The high-clearance frame and the high rotor lift-out allow the machine to run over massive swaths without disturbing them.



An extremely nimble machine

Swadro TC and TC Plus are attached to the two-point headstock by a ball bearing joint and a rod steered undercarriage with Ackermann steering. This combination makes these rakes particularly manoeuvrable – a special boon in awkward areas where no crop is left behind and no shunting is required. The machine simply goes into every corner of the field without manoeuvring.





Swift and safe travel

Great stability across the direction of travel and exceptional casting are the stand-out features of those undercarriages that are approved to 40 km/h.

Reduced transport height

Save time and bring the transport height down to less than 4m just by folding up the rotor arms without removing any tine arms or guards.



Choice of tyres

All Swadro TC and TC Plus running gears can be fitted with 11.5/80-15.3/10 PR (pic. 1) or 15.0/55-17/10 PR (pic. 2) tyres. The former provide good traction in softer soil conditions where-

as the latter suit work in sloping fields. Both types of wheels offer a maximum transport width of 2.90 m (9'6").

Adjusting the track width

If the wheels are fitted with slim tyres, it will be possible to expand the track width by 6 cm (2.4"). Simply refit a sleeve distancer on the wheel arms and pull out each axle 3 cm (1.2").

Swadro 1400 and 1400 Plus


Trailed four-rotor centre-delivery rakes

- Variable, up to 13.50 m (44'4") work widths
- Convenient handling from a choice of KRONE operator terminals or an existing in-cab ISOBUS terminal.
- Foldable tines or a hydraulically lowering running gear reduce the transport height to less than 4 m (13'2")



Robust and flexible rotors

All rotors have cardanic suspension for best contouring and each rotor has 13 tine arms, each being equipped with four double Lift Tines.




The KRONE Tridem running gear

The Tridem bogies have two castoring wheels clad with wide tyres running on the front and rear axle. The rear axle can take offset castoring wheels in a tandem arrangement (see photo below), thereby offering particularly smooth running (see photo below).



The high-performance four-rotor centre delivery rakes

Swadro 1400 and 1400 Plus from KRONE have four rotors that work at variable widths between 11.00 m (36'1") and 13.50 m (44'4") and easily achieve work rates of up to 13 ha (32 acres) per hour. These machines stand out for high capacity, quick changeovers, rapid travel, great longevity and easy use. Their enormous efficiency makes Swadro 1400 and 1400 Plus very viable machines that meet the demands of contractors and coops.



Swadro 1400 and Swadro 1400 Plus in comparison

Swadro 1400

Transport height is less than 4 m (13'2") after the tine arms are folded mechanically (standard)

Electric height control

- For each individual rotor (standard)
- Set the height on one rotor and the remaining three rotors adjust automatically (option)

Swadro 1400 Plus

Transport height is less than 4 m (13'2") after the transport running gear lowers hydraulically (standard)

- Set one rotor and the remaining three rotors adjust automatically (standard)
- Height indicator works down to the millimetre on the operator terminal

Stronger driveshafts



Swadro 1400 and 1400 Plus

High-clearance frame, variable widths

Great frame stability

Designed to perform in professional applications that subject the material to great stresses and strains, Swadro 1400/1400 Plus was given an extremely robust frame to meet those stringent user demands.

High-clearance frame and wide lift-out

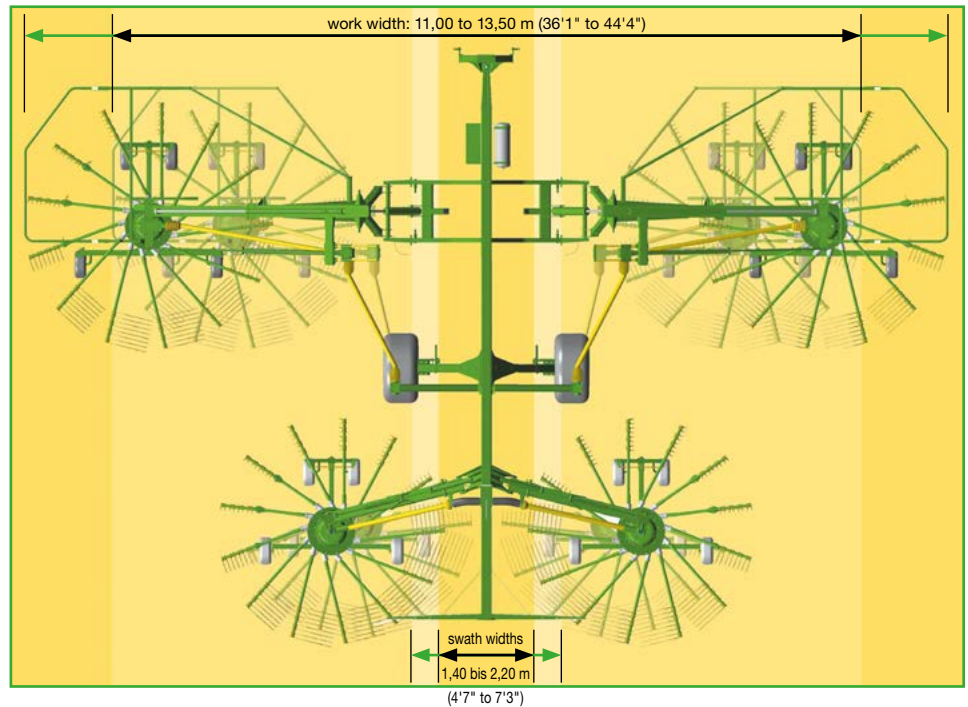
The special attachment of the rotor arms and the fact that the main beam remains level ensure the rotors can lift out high. A sequence control system always lifts and lowers the leading rotors first and the rear rotors only afterwards to produce uniform ends.



Variable working and swathing widths

Vary the work width easily from 11 m (36'1") to 13.50 m (44'4") and adapt to any field situation. At the same time, vary swath widths from about 1.40 m (4'7") to 2.20 m (7'3") by adjusting the rear rotors.

The leading rotors operate at higher speeds than the ones at the rear, throwing the crop wide and ahead of the rear rotors which rake it into uniform and fluffy swaths without roping.



Swadro 1400



Swadro 1400 Plus

Optimized driveline

Movable gearboxes mount far out on the wings to optimize the driveline. Swadro 1400 Plus features heavy-duty driveshafts and the rotors are protected by star ratchet clutches.

Spring-loaded arms

Tension springs transfer much of the weight of the front arms and rotors to the main frame, thereby preventing the rotors from sinking into wet ground and ensuring positive tracking in sloping fields. Suspension springs are also available as an option for the rear arms



Swadro 1400 and 1400 Plus

Easy operation

Changing work widths hydraulically

The work width on the front and rear rotors is adjusted by telescoping the arms hydraulically, thereby moving also the positions of the right-angle gearboxes which drive the front rotors. This system warrants effective overlapping of both ends of the driveshafts irrespective of the current work width.

Electric rotor height control

Controlling the height of the rotors conveniently from a cab-based terminal with large display screen is standard specification on these models. This way, the operator adjusts all rotors at once or each rotor individually. At the same time, he can set the height on one rotor and have all others adopt the current setting.



On-board electronic box enhances operator comfort



All major functions of Swadro 1400 / 1400 Plus are controlled by the ISOBUS-compatible KRONE on-board control box which is operated from a cab-based operator terminal such as Alpha, Delta, CCI 200 or any other ISOBUS-compatible tractor terminal

The ISOBUS-compatible tractor terminal
Here is an example of an ISOBUS-compatible tractor terminal which controls all machine functions.



The Alpha control box

This box controls the rotor height, work width and swathing width as well as raises and lowers one rotor or both rotors sequentially by pressing a button.



The Delta operator terminal

The Delta terminal has a backlit display which shows the current settings. This terminal provides all Alpha features plus auto height control on Swadro 1400 Plus after the height was set on one rotor. An optional joystick is available to offer even more convenient operation.



CCI 200 operator terminal

This terminal offers the same features as Delta and is ISOBUS-compatible as well, which means it can be fitted to most ISOBUS machinery irrespective of the make. This terminal is also available with an optional joystick.



Swadro 1400 and 1400 Plus

Low transport height and safe road transport



Attaching to the tractor links

The two-point headstock pivots sideways, giving generous lateral movement without straining the drive shafts of course.



The ball hitch

The rake is also available with a ball hitch system which makes for easy and fast attachment and removal. Also, there is no jolting and travel is safe and comfortable.

The running gear

All Swadro 1400 models have running gears that offer wide trackwidths, big flotation tyres and air brakes. Folding into a slim 3 m (9'10") transport width and a transport height of less than 4 m (13'2"), they can easily travel at 40 km/h (25 mph) on public roads.

The Swadro 1400 Plus runs on an undercarriage that offers hydraulic height control (pic. 2).

A comfortable transport height

The outboard arms on the Swadro 1400 rotors fold over and thus reduce the machine's transport height to less than 4 m (13'2") (pic. 1), whereas Swadro 1400 Plus operators lower the chassis hydraulically to achieve the desired transport height.



Choice of tyres

500/50-17/10 PR (pic. 3) tyres are standard specification, but bigger 620/40 R 22.5 rubber (pic. 4) is available too. This tyre has proven extremely well on soft ground. Both types of tyres are approved for 40 km/h (25 mph).

Swadro 2000

Trailed six-rotor centre-delivery rakes

- Variable, up to 19.00 m (62'4") work widths
- Variable, up to 3.00 m (9'10") swath widths
- Intelligent transport wheel steering




The flexible swathing width

An optimal swath width boosts the overall harvesting efficiency. The width of a swath is altered by telescoping the rear arms hydraulically, which adjusts the distance between the two rotors at the rear. The telescoping arms adjust to widths between 1.80 m (5'11") and 3 m (9'10").

The giant centre-delivery rake


Relying on six rotors and offering variable work widths between 10 m (32'10") and 19 m (62'4"), Swadro 2000 from KRONE is the biggest machine on the market which brings you unsurpassed efficiency, very little maintenance and quickest changeovers as well as high transport speeds, great longevity and a maximum of operator comfort and on top covers up to 20 hectares (49.5 acres) per hour. The swaths produced by Swadro 2000 are about 30% shorter per hectare than those produced by a four-rotor rake.



A 30% shorter swath translates into fewer passes and an up to 15% higher output of the following harvesters. As such, Swadro 2000 presents the ideal machine for large-scale and contracting operations.

The variable work width

The work width is adapted to the capacity of the following harvester by moving the arms hydraulically into the proper position, thereby varying the working width from 10 m (32'10") to 19 m (62'4"). The two arms are synchronized by the sliding carriage as they move into position.





Swadro 2000

Easy handling

Different rotor speeds

The tines on the four rotor tines operate at a higher speed than the units at the rear. The effect of differing rotor speeds is that the swaths are produced without roping.


The rotors lift out of work

They can lift/lower individually, sequentially or simultaneously. A hydraulic sequence control system is a particular boon for easy operation.




Fingertip control of transport and work positions

All changeovers on Swadro 2000 are carried out from the tractor seat where the operator simply triggers a hydraulic sequence control which takes over and manages all steps and folding functions, taking off stress and strain from the operator.



Auto control of transport and work positions

1. The rotors are raised into headland position (pic. 1)
2. The rear arms telescope in (pic. 2)
3. The leading arms slide inwards and the wheels fold up (pic. 2)
4. The rotors move into vertical position (pic. 3).





Swadro 2000

Safe travel on public roads



A robust linkage attachment

Swadro 2000 hitches to the tractor's link arms and its pivoting cat II/III headstock compensates for any humps and bumps while the strong stand provides uncompromised stability.



The beefy running gear

The transport running gear is approved to 40 km/h (25 mph) and is clad with big flotation tyres (800/45 R 26.5) to give exceptionally stable running on public roads and keep compaction and strain on the sward as low as possible.



Easy handling and great manoeuvrability

Flexible wheel steering

The Ackerman steering system on the transport running gear can be operated in two ways: either passively via a steering linkage or actively via a hydraulic system. Excellent castering, manoeuvring in tightest space and easy steering are the qualities that make this running gear stand out from everything else.



An extra hydraulic steering system

Those who find the steering angle provided by the mechanical system too small to manage narrow gates and those who do a lot of countersteering in sloping fields will appreciate the extra hydraulic steering system which relies on a hydraulic ram inside the steering linkage but allows operators to override the angle manually from the tractor seat.



Swadro 2000

Tremendously manoeuvrable – select from a range of axles



The unsteered axle

The axle on the running gear is switched off during work, which results in straight lines of uniform swaths.



The passive-steer axle

As rotor lift out the steered axle is activated automatically and the running gear is steered via a rod, which makes Swadro 2000 more manoeuvrable and provides better casting.



The active-steer axle

The machine offers an extra steering system which can be activated when entering narrow gates and which allows the operator to steer the axle on the running gear actively via a hydraulic ram.



Swadro 2000

Great operator comfort from easy-use electronics

All major functions of Swadro 2000 Plus are controlled by the ISOBUS-compatible KRONE on-board control box, which is operated from the cab-based operator terminal Delta or CCI 200 or any other ISOBUS-compatible tractor werden.



The Delta operator terminal

The operator uses the Delta terminal with backlit display screen to enter the rotor height, work width and swathing width and activate the sequential lift-out and lowering actions. This terminal provides auto height control for all rotors on Swadro 2000 Plus after setting the height of one rotor. An optional joystick is available to offer even more convenient operation.



CCI 200 operator terminal

This terminal offers the same features as Delta and is ISOBUS-compatible as well, which means it can be fitted to most ISOBUS machinery irrespective of the make. This terminal is also available with an optional joystick.



The ISOBUS-compatible tractor terminal

Here is an example of an ISOBUS-compatible tractor terminal which controls all machine functions.



Technical data

Trailed twin-rotor side-delivery Swadro models

		Swadro TS 620	Swadro TS 620 Twin
Work width at single-swath presentation	m	6.20 (20'4")	6,20 (20'4")
	double-swath presentation		2x3,46 (2x11'4")
Swath width <small>(varies with crop yield and deflector curtain position)</small>	Approx. m	1.10 - 1.60 (3'7" - 5'3")	1.10 - 1.60 (3'7" - 5'3")
Weight	Approx. kg (lbs)	2,050 (4,519)	2,150 (4,740)
Power requirement	Approx. kW/hp	37/50	37/50
Acreage	Approx. ha/h (acres/h)	6 (15)	6 - 7 (15-17)
Rotors			
Number		2	2
Diameter	m	2.96 (9'9")	2.96 (9'9")
Tine arms			
Number		10/13	10/13
rigid		Standard	Standard
foldable		Option	Option
Double Lift tines	Number	96	96
Rotor height control mechanical, electric		Standard	Standard
		Option	Option
Tyres on bogies		16/6.50-8	16/6.50-8
Tyres on transport running gears			
Standard		11.5/80-15.3/10 PR	11.5/80-15.3/10 PR
Option		15.0/55-17/10 PR	15.0/55-17/10 PR
Transport width	with standard tyres	approx. m	2.76 (9'1")
	with optional tyres	approx. m	2.90 (9'6")
Transport height	Arms rigid or folded out	m	3.85 (12'8")
	Arms folded in	m	3.60 (11'10")
Storage height	Arms rigid or folded out	m	3.85 (12'8")
	Arms folded in	m	3.60 (11'10")
Storage length	m	8.00 (26'3")	8.00 (26'3")
Link arm attachment		Standard	Standard



Swadro TS 680	Swadro TS 680 Twin	Swadro TS 740	Swadro TS 740 Twin
6.80 (22'4")	6.80 (22'4") 2x3.80 (2x12'6")	7.40 (24'3")	7,40 (24'3") 2x4.10 (2x13'5")
1.10-1.60 (3'7"-5'3")	1.10-1.60 (3'7"-5'3")	1.20-1.60 (3'11"-5'3")	1.20-1.60 (3'11"-5'3")
2,200 (4,850)	2,250 (4,960)	2,300 (5,071)	2,300 (5,071)
37/50	37/50	37/50	37/50
6.5-7 (16-17)	6.5-8 (16-20)	7.5 (19)	7.5-8.5 (19-21)
2 3.30 (10'10")	2 3.30 (10'10"9	2 3.60 (11'10")	2 3.60 (11'10")
2 x 13 Standard Option	2 x 13 Standard Option	2 x 13 Standard Option	2 x 13 Standard Option
104	104	104	104
Standard Option	Standard Option	Standard Option	Standard Option
16/6.50-8	16/6.50-8	16/6.50-8	16/6.50-8
11.5/80-15.3/10 PR 15.0/55-17/10 PR	11.5/80-15.3/10 PR 15.0/55-17/10 PR	11.5/80-15.3/10 PR 15.0/55-17/10 PR	11.5/80-15.3/10 PR 15.0/55-17/10 PR
2.76 (9'1")	2.76 (9'1")	2.76 (9'1")	2.76 (9'1")
2.90 (9'6")	2.90 (9'6")	2.90 (9'6")	2.90 (9'6")
3.99 (13'1")	3.99 (13'1")	3.99 (13'1")	3.99 (13'1")
3.60 (11'10")	3.60 (11'10")	3.60 (11'10")	3.60 (11'10")
3.99 (13'1")	3.99 (13'1")	3.99 (13'1")	3.99 (13'1")
3.60 (11'10")	3.60 (11'10")	3.60 (11'10")	3.60 (11'10")
8.30 (27'3")	8.30 (27'3")	8.65 (28'5")	8.65 (28'5")
Standard	Standard	Standard	Standard



Technical data

Trailed twin-rotor centre delivery Swadro models

		Swadro TC 680	Swadro TC 760	Swadro TC 760 Plus	Swadro TC 880	Swadro TC 880 Plus
Working width	m	6.80 (22'4")	6.80-7.60 (22'4"-24'11")	6.80-7.60 (22'4"-24'11")	6.80-7.60 (22'4"-24'11")	7.60-8.80 (24'11"-28'11")
Work width control						
mechanical		–	Standard	–	–	–
hydraulic		–	Option	Standard	Standard	Standard
Swathing width	m	1.00 (3'3")	1.00-1.80 (3'3"-5'11")	1.00-1.80 (3'3"-5'11")	1.30-2.50 (4'3"-8'2")	1.30-2.50 (4'3"-8'2")
Weight	Approx. kg (lbs)	1,800 (3,968)	1,950 (4,299)	1,950 (4,299)	2,400 (5,291)	2,400 (5,291)
Power requirement	Approx. kW/hp	37/50	37/50	37/50	40/55	40/55
Acreage	Approx. ha/h (acres/h)	6.5-7 (16-17)	7.5 (18.5)	7.5 (18.5)	8-8.5 (20-21)	8-8.5 (20-21)
Rotors						
Number		2	2	2	2	2
Diameter	m	3.30 (10'10")	3.30 (10'10")	3.30 (10'10")	3.60 (11'10")	3.60 (11'10")
Tine arms						
Number		2 x 10	2 x 13	2 x 13	2 x 13	2 x 13
rigid		Standard	Standard	Standard	Standard	Standard
foldable		Option	Option	Option	Option	Option
Double Lift tines	Number	80	104	104	104	104
Rotor height control						
mechanical		Standard	Standard	–	Standard	–
electric		–	–	Standard	–	Standard
Tyres on bogies		16/6.50-8	16/6.50-8	16/6.50-8	16/6.50-8	18/85-8
Separate rotor lift/lower feature		Option	Option	Standard	Option	Standard
Tyres on transport running gear	Standard Option	10.0/75-15.3/8 PR 15.0/55-17/10 PR	10.0/75-15.3/8 PR 15.0/55-17/10 PR	10.0/75-15.3/8 PR 15.0/55-17/10 PR	11.5/80-15.3/10 PR 15.0/55-17/10 PR	11.5/80-15.3/10 PR 15.0/55-17/10 PR
Transport width						
with standard tyres	approx. m	2.72 (8'11")	2.72 (8'11")	2.72 (8'11")	2.84 (9'4")	2.86 (9'5")
with optional tyres	approx. m	2.89 (9'6")	2.89 (9'6")	2.89 (9'6")	2.99 (9'10")	3.02 (9'11")
Transport height						
Rigid arms or folded out	m	3.99 (13'1")	3.99 (13'1")	3.99 (13'1")	3.99 (13'1")	3.99 (13'1")
Arms folded in	m	3.57 (11'9")	3.57 (11'9")	3.57 (11'9")	3.57 (11'9")	3.57 (11'9")
Storage height						
Rigid arms or folded out	m	4.05 (13'3")	4.05 (13'3")	4.05 (13'3")	3.99 (13'1")	3.99 (13'1")
Arms folded in	m	3.61 (11'10")	3.61 (11'10")	3.61 (11'10")	3.57 (11'9")	3.57 (11'9")
Storage length	m	5.90 (19'4")	5.90 (19'4")	5.90 (19'4")	6.35 (20'10")	6.35 (20'10")
Attachment						
Link arms		Standard	Standard	Standard	Standard	Standard
Ball hitch		–	–	–	–	–


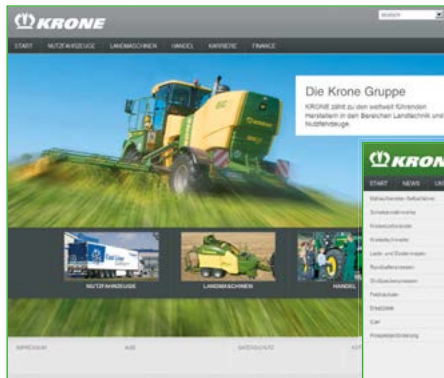


Technical data

Trailed four-rotor and six-rotor centre-delivery rake Swadro

		Swadro 1400	Swadro 1400 Plus	Swadro 2000
Working width	m	11.00 - 13.50 (36'1" - 44'4")	11.00 - 13.50 (36'1" - 44'4")	10.00 - 19.00 (32'10" - 62'4")
Work width control				
mechanical		–	–	–
hydraulic		Standard	Standard	Standard
Swathing width	m	1.40 - 2.20 (4'7" - 7'3")	1.40 - 2.20 (4'7" - 7'3")	1.80 - 3.00 (5'11" - 9'10")
Weight	Approx. kg (lbs)	5,100 (11,243)	5,700 (12,566)	9,400 (20,723)
Power requirement	Approx. kW/hp	59/80	59/80	96/130
Acreage	Approx. ha/h (acres/h)	12 - 14 (30 - 35)	12 - 14 (30 - 35)	20 (49.5)
Rotors				
Number		4	4	6
Diameter	m	3.60/3.30 (11'10" / 10'10")	3.60/3.30 (11'10" / 10'10")	3.30 (10'10")
Tine arms				
Number		4 x 13	4 x 13	4 x 13, 2 x 15
rigid		–	Standard	Standard
foldable		Standard	–	–
Double Lift tines	Number	208	208	328
Rotor height control				
mechanical		–	–	–
electric		Standard	Standard	Standard
Tyres on bogies:		16/6.50-8	16/6.50-8	16/6.50-8
Separate rotor lift/lower feature		Standard	Standard	Standard
Tyres on transport running gear				
Standard		500/50-17	500/50-17	800/45 R 26.5
Option		620/40 R 22.5	620/40 R 22.5	
Transport width				
with standard tyres	approx. m	2.99 (9'10")	2.99 (9'10")	2.99 (9'10")
with optional tyres	approx. m	3.11 (10'2")	3.11 (10'2")	–
Transport height				
Rigid arms or folded out	m	4.36 (14'4")	3.99 (13'1")	3.99 (13'1")
Arms folded in	m	3.85 (12'8")	–	–
Storage height				
Rigid arms or folded out	m	4.36 (14'4")	4.07 (13'4")	3.99 (13'1")
Arms folded in	m	3.85 (12'8")	–	–
Storage length	m	8.55 (28'1")	8.50 (27'11")	13.20 (43'4")
Attachment				
Link arms		Standard	Standard	Standard
Ball hitch		Option	Option	–

KRONE Internet



Discover the world at KRONE and browse through our website pages to find facts and figures and also new developments plus a wide range of services. Explore our website and find out how versatile the KRONE world is.



News

Click here to find up-to-the minute information about KRONE – from new product presentations to show reviews. Here you are at the pulse of KRONE life.



Products

Find extensive information on our full product range. This section holds everything you need – from video clips to manuals.



Sales organisation

Here you find a distributor in Japan as well as your local KRONE dealer who will be pleased to support you. This is where you find your KRONE partner who will be pleased to assist you.



Jobs

Would you like to join our company? KRONE is often looking for diligent and motivated staff to work at our farm machinery factory as well as at our commercial trailer production plant. So, this section is always worth a visit.



Media center

The KRONE 'database' holds thousands of documents, pictures, test reports and much more. Here you find very detailed information on KRONE products that are of special interest to you.



Events

Are you in for a KRONE live experience? Check out for KRONE events and look at a machine on show or watch it during a demonstration. After all, there is little that is more effective than a hands-on experience.



Service

Here you find all the service information you require – from a point of contact at the factory to finance schemes for your KRONE machine as well as training schemes for staff and users.



Download Center

Are you looking for a KRONE calendar for your desktop or a smart picture for your presentation? Here, at the KRONE download center, you will find plenty of useful material for a wide range of projects.



Used Machinery

KRONE often has a wide range of demonstration or exhibit machinery on offer. This is a good site to find your KRONE machine. Then contact your local KRONE dealer to arrange the details of a potential purchase.



Parts

24/7... This service gives you the opportunity to find your KRONE part at any time and without waiting. The KRONE Agroparts Portal has an article number and exact description for every part. You can order the part instantly at your local KRONE dealer by sending an e-mail to Agroparts.



KRONE shop

Are you looking for a gift or are you a collector of farm models? Then you should definitely shop around at our KRONE shop. We take your orders at any time of the day.

Your KRONE dealer

Maschinenfabrik Bernard KRONE GmbH

Heinrich-Krone-Straße 10
D-48480 Spelle

Telefon: +49 (0) 5977.935-0
Telefax: +49 (0) 5977.935-339

info.ldm@krone.de
www.krone.de