



EasyCut Trailed Center

4m & 5m PULL-TYPE MOWER
CONDITIONER

**German engineers.
Australian fields.
Forage will never be
the same.**





The EasyCut Trailed Center mower conditioner serves as a shining example of Krone problem-solving technology. Designed for Australian farmers by the finest German engineers, the EasyCut TC's center pivot allows mowing up and down fields in either direction to minimise the number of turns. But the pursuit of the highest form of hay and forage technology doesn't end there. We offer a SmartCut cutterbar, SafeCut technology and reduced fuel consumption as well. The following pages offer details on these advanced features and their contributions to efficient hay making. Because, quite frankly, efficient harvesting is the Krone way.



The Krone EasyCut TC Transport System received the 2016 AE50 outstanding innovations award.





4m & 5m

The most efficient size is the best size.

The EasyCut TC is available in both 4m and 5m models.

SAFECUT HUBS

Individual protection for each disc.

The exclusive Krone low-profile cutterbar design allows for an even cut. The SafeCut hubs protect the cutterbar when a disc comes into contact with a foreign object by shearing a roll pin in the pinion gear, resulting in the disc spinning up and away from neighbouring discs.

SMARTCUT CUTTERBAR

The Krone way is to cut better.

The discs are positioned to increase blade overlap for reduced streaking and clean cuts.



3.2m
INDUSTRY'S WIDEST
CONDITIONING ROLLS

Four conditioning types available.

Choose no conditioner, steel v-tines, intermeshing steel or rubber rollers. The EasyCut TC offers the industry's widest conditioner rollers for better crop transition from cutterbar to windrow.

3m
TRANSPORT WIDTH
POSITION

Switch from field to transport in 30 seconds.

With optional endwise transport, switch from field to road position without leaving the cab, making the EasyCut TC perfect for narrow roads and bridges.

**2 POINT
HITCH
CONNECTION**

Tighter turning radius while achieving low wear.

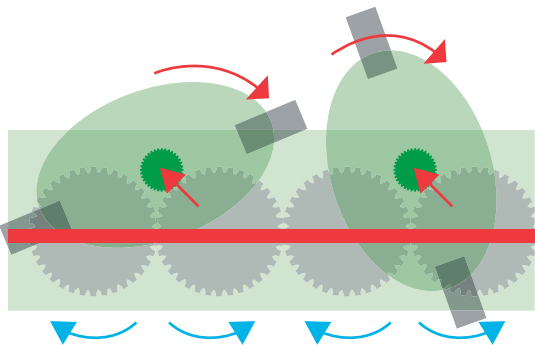
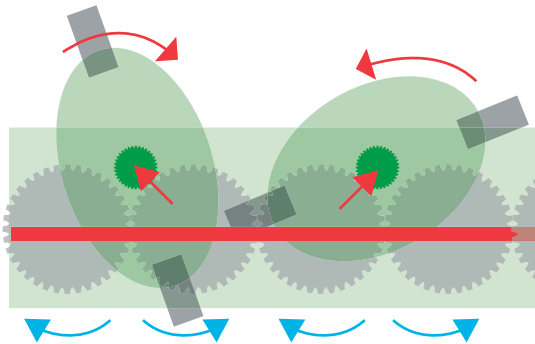
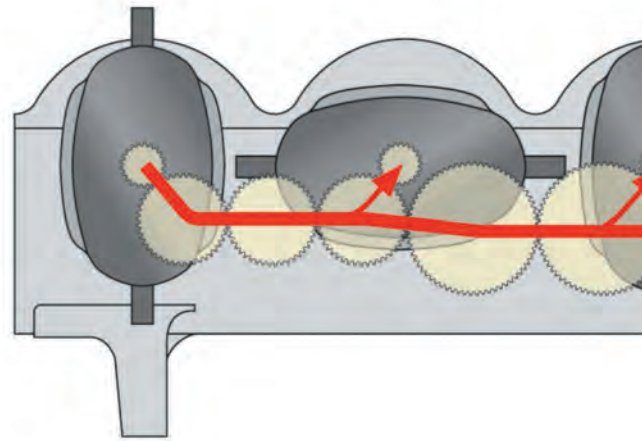
The 2-point hitch connection allows for a fixed PTO shaft, decreasing the wear and increasing the life of the PTO shaft.

SmartCut Cutterbar

Cutting discs

- 4m EasyCut TC 400 has eight cutting discs
- 5m EasyCut TC 500 has ten cutting discs
- Individual mower discs are driven by an offset pinion shaft

- 🔧 **Flatter angle allows for a clean, smooth cut.**
- 🔧 **Drive to cutting discs via larger idler gears.**
- 🔧 **Larger idler gears are slow turning for reduced noise and heat. The larger idler gears provide increased tooth contact surface area with adjoining gears, reducing stress on each gear.**

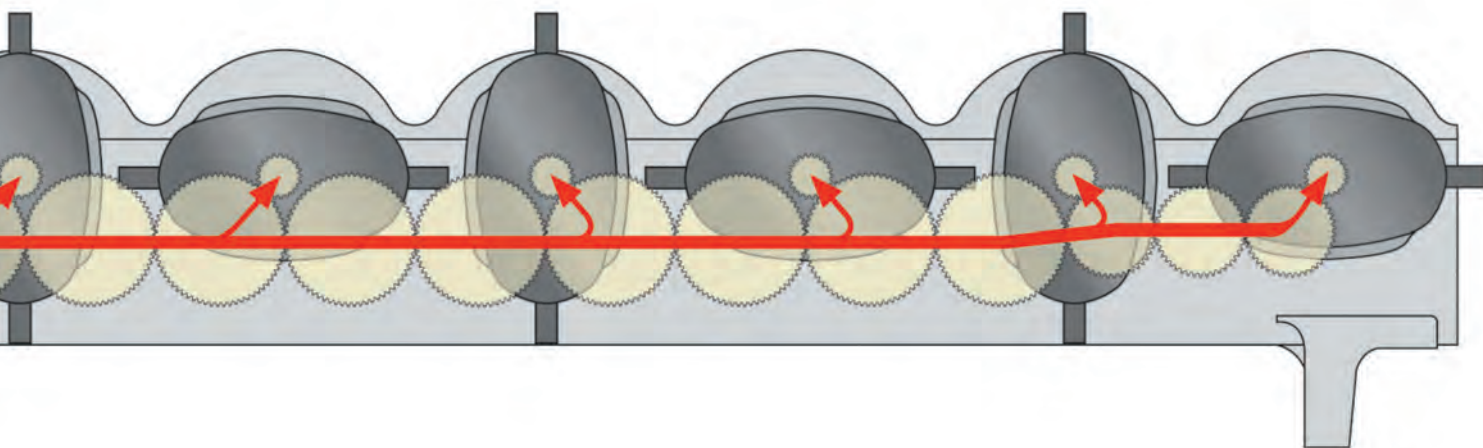


Disc rotation


- 🔧 **Modify crop stream by swapping cutting disc rotation direction to optimise crop flow and windrow formation.**



DENOTES A FEATURE EXCLUSIVE TO THE
KRUNE CUTTERBAR, THE KRUNE ADVANTAGE

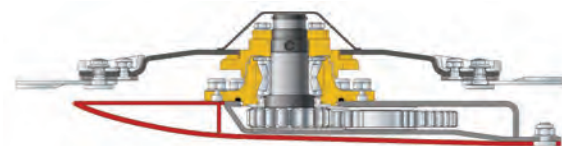


SafeCut Protection on every disc

 If a disc makes contact with a foreign obstacle, the roll pin of the SafeCut hub is sheared. This allows the disc to travel up the threaded pinion, avoiding contact with neighboring discs.

Heavy-Duty Tapered Roller Bearings

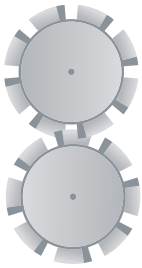
 Higher load-carrying capability can withstand higher shock loads.



Conditioners

INDUSTRY'S WIDEST
CONDITIONING ROLLS **3.2m**

4 CONDITIONING SYSTEMS TO CHOOSE FROM



INTERMESHING STEEL ROLLS

Conditioner Action: The crimp style is especially effective for stiff or heavy stem material and produces well-formed windrows over a wide range of widths. It is extremely durable, requiring minimal maintenance.


APPLICATION

In smooth-stemmed crops, like timothy, steel bars provide a smooth transition from the cutterbar to the windrow.

For alfalfa producers, the steel intermeshing roll action assists plant dry-down by creating uniform crimps on the plant stem without bruising the delicate leaves.

The steel rolls provide consistent conditioning through uneven crop volumes or conditions considered to be abrasive.





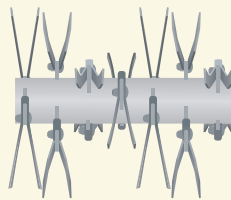
INTERMESHING POLYURETHANE ROLLS

Conditioner Action: The rolls deliver a combination crimp-and-crush action while being gentler to plant leaves.



APPLICATION

A combination of the wide rolls (3.2m) and the roller profile (crush type) is ideally suited to such crops as alfalfa and alfalfa/grass mix. Also, it is more effective for finer-stemmed plants, which usually have more solid stems, like native hay, timothy and bermuda grass.



V-TINE CONDITIONER

Conditioner Action: The v-tine conditioner removes stem wax with a crimping action to promote dry-down time.



APPLICATION

The v-tine conditioner is well suited for crops that require the removal of stem waxes and the formation of fluffy windrows to achieve desired dry-down times, such as coastal bermuda and other mixed forages. It requires the least amount of horsepower of the conditioner types.

NO CONDITIONER

APPLICATION

In drier conditions, a conditioner is not needed.




ENDWISE TRANSPORT (OPTIONAL)

- Available on both 4m & 5m models
- 3m transport width

 Road-friendly 3m transport width allows for quick and easy transport between fields.

 Switches from field to transport in 30 seconds.

 No additional hydraulic circuit required; plumbed into the hitch swing circuit with in-cab selector control box.

Features



2-POINT HITCH

- Tight turning angles
- Gearbox swivels, reducing wear and damage to the PTO shaft
- Mower pivots on 2-point hitch pins when going over objects, reducing stress on tongue and frame speeds



FLOTATION

- Using minimal ground pressure, our new linkage flotation system provides consistent ground contour pressure for an even cut
- Immediate float response when encountering an obstacle



OPTIONAL DRAWBAR PULL HITCH

- Connects straight to the tractor drawbar instead of connecting the mower to the tractor linkage



OPTIONAL QUICK RELEASE BLADE KIT

- Change blades in the field quickly with minimal effort

EasyCut TC Pull-Type Disc Mower Specifications

Models:	EasyCut TC 400	EasyCut TC 500
Size:	4 m (13')	4.9 m (16')
Cutting Discs:	8	10
Minimum Horsepower Requirements:	100 hp	125 hp
Recommended PTO Horsepower:	120 hp	150 hp
PTO:	1,000 RPM PTO 35 mm (1.375") / 21 spline	
Weight (Steel Conditioner without Endwise Transport):	2,404 kg (5,300 lbs)	2,740 kg (6,040 lbs)
Weight (Steel Conditioner with Endwise Transport):	3,085 kg (6,800 lbs)	3,421 kg (7,540 lbs)
Length (without Endwise Transport):	711 cm (280")	858 cm (338")
Length (with Endwise Transport):	841 cm (331")	986 cm (388")
Tractor Hydraulic Capacity:	2,000 psi	
Tractor Remotes:	Requires 3 Remotes	
Hitch Type:	Cat. II 2-Point Hitch (Quick Hitch Adaptable)	
Header Angle Adjustment:	Hydraulic Standard	
Pull Type:	Center Pivot	
Field Tires:	31-13.5 R15 8ply	
Transport Tires (optional):	235-80 R16	



www.kroneaustralia.com.au