



For Earth, For Life  
**Kubota**

# DS

## KUBOTA DISC SPREADERS DS SERIES

Disc spreaders with a working width ranging from 9 up to 54m





# KUBOTA DISC SPREADERS

*DSC / DSM / DSM-W / DSM-W GEOSPREAD /*














# ***DSX / DSX-W / DSX-W GEOSPREAD***



For modern farmers optimal spreading of fertiliser means using the exact amount of nutrition and avoiding overlap. Kubota fertiliser spreaders guarantee accurate spreading, are easy to operate and provide many years of trouble free usage.

# KUBOTA DISC SPREADER RANGE

## COMFORT LEVEL - EASE OF USE

Manual control	Hydraulic control	Electric control
		
<p><b>DSC</b> Working width: 9-21 metres Hopper capacity: 700-1,400 litres</p> 	<p><b>DSC</b> Working width: 9-21 metres Hopper capacity: 700-1,400 litres</p> 	
	<p><b>DSM</b> Working width: 10-28 metres Hopper capacity: 1,100-2,000 litres</p> 	<p><b>DSM Comfort Control II</b> Working width: 10-28 metres Hopper capacity: 1,100-2,000 litres</p> 
	<p><b>DSX</b> Working width: 12-54 metres Hopper capacity: 1,500-3,900 litres</p> 	<p><b>DSX Comfort Control II</b> Working width: 12-54 metres Hopper capacity: 1,500-3,900 litres</p> 



<b>Weighing system</b>	<b>GEOspread® system</b>
	
<b>ISOBUS compatible</b>	<b>ISOBUS compatible</b>
<b>DSM-W</b> Working width: 10-28 metres Hopper capacity: 1,100-2,000 litres	<b>DSM-W GEOspread</b> Working width: 10-30 metres Hopper capacity: 1,100-2,450 litres
	
<b>DSX-W</b> Working width: 12-54 metres Hopper capacity: 1,500-3,900 litres	<b>DSX-W GEOspread</b> Working width: 12-54 metres Hopper capacity: 1,500-3,900 litres
	





# MANUAL OR HYDRAULIC CONTROL



## **KUBOTA DSC**

The Kubota DSC is a very compact spreader that will fit behind every tractor. The spreader comes with a grading box as standard, to determine the fertiliser characteristics and quality. With the RotaFlow system and 4 vanes per disc, the fertiliser is treated in a gentle way and is spread in a triangular shaped distribution pattern with double overlap. The DSC can spread up to 21 metres.

Three options of hopper capacity  
700 - 900 - 1,400 litres

Manual or Hydraulic control



Four detachable vanes per disc  
determine the working width

RotaFlow system



# HYDRAULIC CONTROL



## KUBOTA DSM

The Kubota DSM is medium in size and volume, but can spread up to 28 metres and comes with the RotaFlow system as standard. It also comes with 8 vanes per disc for the same spreading quality as the bigger spreaders.

The DSM can be equipped with most of the accessories for larger spreaders such as aluminium hopper extensions, TrimFlow for border spreading, parking frame or LED lights.

Hydraulic control

Three options of hopper capacity  
1,100 - 1,550 - 2,000 litres

Easy to assemble  
aluminium hopper  
extensions



FlowPilot: for accurate setting and  
adjustment of application rates

RotaFlow system  
with 8 vanes per disc



# HYDRAULIC CONTROL



## KUBOTA DSX

The Kubota DSX with volumes up to 3,900 litres and with a maximum spreading width of 54 metres is the perfect spreader for more capacity. With dual PTO input shafts on the centre gearbox, it is easier to always drive at the desired speed and in combination with the 'slow rotating' agitator system, the DSX can spread with high disc speeds to get a very even spreading pattern.

Hydraulic control

Two options of basic hopper capacity 1,500 or 1,875 litres, can be extended with easy to assemble aluminium hopper extensions



Long life time LED lighting set

Slow rotating agitator

FlowPilot: for accurate setting and adjustment of application rates

RotaFlow system with 8 vanes per disc



# ELECTRIC CONTROL

## KUBOTA DSM - DSX COMFORT CONTROL II



The Kubota DSM and DSX Comfort Control II are available as electric controlled machines to operate the spreader with a control box from the tractor cabin. The operating panel provides all the functions to start and stop the spreader, to set the right application rate and to increase and decrease the application rate on the move. The latest settings are retained in the memory function.



Comfort Control II computer

Standard specifications of the DSM and DSX

Set the right application rate and increase or decrease the application on the move, even L/R independent



Start and stop the spreader from the tractor cab

Both spreading discs can be shut off independently to spread half the working width

Electric actuator to control the application rate



# WEIGHING SYSTEM ●●●●

## ISOBUS COMPATIBLE

### KUBOTA DSM-W - DSX-W



The Kubota DSM-W and DSX-W are weighing spreaders with the advantages of speed related spreading and a high frequency automatic calibration.

The DSM-W has hopper volumes from 1,100 - 2,000 litres, can spread up to 28 metres and has one 10 tonne load cell. The DSX-W has more capacity with hopper volumes from 1,500 - 3,900 litres, can spread up to 54 meter and it has four 5 tonne load cells positioned on both the front and the rear side of the spreader for the most accurate weighing.

With the unique reference sensor the weighing system of the DSM-W and DSX-W will correct automatically on slopes and for shocks. Therefore these spreaders can work with high accuracy on rough terrains and in hilly conditions.




Long life time LED lighting set

Two options of basic hopper capacity 1,500 or 1,875 litres, can be extended with easy to assemble aluminium hopper extensions

AEF certified – ISOBUS compatible spreader

RotaFlow system with 8 vanes per disc



Slow rotating agitator

4x 5 tonne load cell + reference sensor





Speed related spreading, with automatic calibration, will help to prevent over and under dosing which will result in better yields and saving of fertiliser. For even more saving of fertiliser and also more comfort, it is possible to use the spreader in combination with GPS. With GPS controlled spreading the DSM-W and DSX-W have 2 sections and automatic start/stop on headlands based on the GEOpoint. It is even possible to do variable rate spreading according to application maps.

Both spreaders are ISOBUS compatible and AEF certified for a guaranteed compatibility with all ISOBUS terminals that are also AEF certified. An intuitive ISOBUS menu makes it very easy to operate these weighing spreaders.



*Easy to assemble aluminium hopper extensions*

*RotaFlow system with 8 vanes per disc*

*Three options of hopper capacity 1,100 – 1,550 – 2,000 litres*

*10 tonne load cell + reference sensor*



*AEF certified – ISOBUS compatible spreader*



# GEOSPREAD® SYSTEM ● ● ● ● ●

## ISOBUS COMPATIBLE

### KUBOTA DSM-W - DSX-W GEOSPREAD

The Kubota DSM-W GEOspread has the same hopper size as the DSM (-W). Because of the slow rotating agitator it can spread up to 30 metres. Another advantage of the DSM-W GEOspread is the 4 load cells and the GEOspread functionality.

The DSX-W GEOspread also has 4 load cells, a reference sensor and the GEOspread functionality, but more capacity because the hopper volumes range from 1,500 - 3,900 litres and a maximum spreading width of 54 metres.



Four options of hopper capacity  
1,100 – 1,550 – 2,000 - 2,450 litres

AEF certified – ISOBUS  
compatible spreader



Slow rotating  
agitator

4x 2 tonne load cells +  
reference sensor

RotaFlow system  
with 8 vanes per disc

Two actuators to control the  
discharge point and application rate

AEF certified – ISOBUS  
compatible spreader

Two options of basic hopper  
capacity 1,500 or 1,875 litres, can  
be extended with easy to assemble  
aluminium hopper extensions

Long life time  
LED lighting set

Two actuators to control  
the discharge point and  
application rate



4x 5 tonne load cell  
+ reference sensor

RotaFlow system with 8 vanes per disc





## GEOspread®

The DSM-W GEOspread and DSX-W GEOspread do section control with sections of only 2 metres. With a maximum 14 sections (DSM-W GEOspread) or 24 sections (DSX-W GEOspread) and the possibility to switch sections over the middle, unnecessary overlap is set to an absolute minimum.


Sections are controlled by changing both the position of the fertiliser discharge point on the disc and the rate per minute. As the disc speed is not changed during section control, the overlap between both discs is hardly effected to prevent variations in the spreading pattern and sections can be switched on and off very quickly. The 4 load cells and reference sensor on the DSM-W GEOspread and DSX-W GEOspread are important features as with section control accurate weighing is essential.

The total benefit of GEOspread combined with speed related spreading and GEOpoint headland management can be up to 15%. This can be achieved by saving fertiliser and better yields, because of no unnecessary overlap.

## GEOpoint®

The spreader will automatically start and stop when the GEOpoint is at the edge of the headland. This will prevent over and underdosing around the headlands.

The GEOpoint is the heart of the spreading pattern and is fertiliser specific. The GEOpoint can be found in the spreading charts and will be set automatically when using the AutosetApp.



Example: Full spreading width of 54m with 24 sections



Decreasing the spreading width on the right hand side by 6m



Decreasing the spreading width on the left hand side by 10m



Decreasing the spreading width on both sides by 8m



Switching off the sections outwards



Switching the sections over the middle from one side



# BORDER SPREADING SYSTEMS



Border spreading with the border spreading plate

The border spreading plate can be adjusted manually or hydraulically from the tractor cab.



Border spreading from the tramline

The tilt cylinder makes border spreading from the tramline possible.



Optional for DSC and DSM only



A TrimFlow border spreading system is available for the complete range of Kubota spreaders (except for DSC). For the DSX and DSX-W (GEOspread) the TrimFlow can even be fitted on the left and right hand side of the spreader. The TrimFlow can be accurately set for all types of fertiliser and for all working widths. Operation is easy, no need to leave the tractor seat.



Indicator for border spreading devices



# OPTIONAL EQUIPMENT



Hopper cover and aluminium hopper extensions



Central hydraulic drive



Long life time LED lighting set



Left/right shut off valve



Hardened lift vanes or heavy duty vanes



Mudguards



Calibration container



Hopper emptying kit



Storage frame with wheels



# ISOMATCH PRODUCT RANGE

## IsoMatch GEOcontrol: Brings Clear Benefits

### IsoMatch GEOcontrol

IsoMatch GEOcontrol is an additional software application within the IsoMatch Tellus that helps you to control all ISOBUS compatible Kverneland Group machines such as sprayers, spreaders and seeders! Combined with a GPS receiver it fulfils the future needs in terms of easy, smart and efficient farming.

### Section control

Automatic switching on and off implement sections on headlands, boundaries and already covered areas to minimise overlap.

### Variable rate control

Automatically adjusts the implement application rate based on input from the field prescription or crop sensors.

### Documentation

Saves all operational job data and field maps for exchange via USB to farm management information systems.

### Manual guidance

- Advised driving position using guidance lines (straight, curved or combined) in the field and on headlands
- Extendable using the optional IsoMatch InLine light bar, to place guidance in line of sight
- Smart boundary recording: independent from the working width, even without any implement corrected
- Boundary shrinking: create new inner boundaries by setting the desired width of the headland
- Manual guidance for all operations, includes non-electric or non-ISOBUS implements. e.g. cultivators, mowers, tedders etc.



### ISOMATCH GEOcontrol

- Easy and comfortable operation, due to not having to manually switch on or off sections or change the application rate. You can focus 100% on the driving in the field.
- More efficient work and avoiding overlap leads to cost savings of 5-10% on e.g. fertiliser, pesticides and seed. Better growing conditions and increased yield.
- With IsoMatch GEOcontrol, working at night becomes very easy.

IsoMatch GEOcontrol reduces workload considerably.

## Variable Rate Control



All ISOBUS compatible Kubota weighing spreaders can standard do variable rate control. This can be done with a variable rate application map where in combination with GPS the fertiliser spreader changes its output automatically based on a pre-determined and place specific spreading rate. Another possibility is using the fertiliser spreader in combination with crop sensors to change the spreading rate continuously based on sensor input. For both types of variable rate control the IsoMatch Tellus and IsoMatch Tellus GO can be used to operate the spreader. Both ISOBUS terminals are compatible with most crop sensors and farm management programs and their task controller can read ISO-XML files.

## IsoMatch Tellus

**The IsoMatch Tellus is the first universal terminal with the capability to view and operate 2 different ISOBUS interfaces at once. This allows direct control of 2 implements at the same time, use IsoMatch GEOcontrol or display a camera view, without switching screens.**

- Two ISOBUS interface screens
- Large 12.1" colour touch screen
- Intuitive operation
- Basic DOC registration program to save operational information directly to USB
- Four USB slots for easy data exchange (e.g. ISO-XML field maps, PDF), wireless USB stick or USB to serial cable for additional sensors
- Built in PDF reader: store and read any PDF document such as operator manuals
- RS232 connection for GPS receivers or sensors
- Internet connection via a wireless USB stick or router
- Integrated web browser



*The IsoMatch Tellus is your powerful platform for precision farming applications and future growth.*

## IsoMatch Tellus GO

The IsoMatch Tellus GO is a universal ISOBUS terminal. This multifunctional one-screen terminal has been developed for fast and simple control of any ISOBUS implement, giving the farmer a 'custom made' experience as it suits all needs for simple and efficient handling of farming machinery and tasks.

- Multifunctional one-screen terminal with 7" touch screen
- Fast and simple implement control via touch screen, rotary button and hard keys or additional joystick
- Display of all relevant machine status information like speed, working width and application rate
- Application includes manual guidance, coverage logs and documentation of task data like: working time, machine specific total: i.e. total hectares, kg's of fertiliser, litres of spray liquid, number of bales, etc. and additional details such as farm, operator, field etc.
- Support for external variable rate systems
- 2x USB 2.0 connections
- Camera input
- Diagnostic and service info



## AutosetApp




The AutosetApp connects the IsoMatch Tellus or Tellus GO terminal directly with the Kubota weighing spreader and will automatically adjust the spreader settings according to the settings entered into the App.

### **Additional functionality via the IsoMatch GEOcontrol application:**

- IsoMatch GEO-SC: Automatic Section Control
- IsoMatch GEO-VR: Automatic Variable Rate via prescription maps



# THE KUBOTA SPREADING SYSTEM



## 1. No impact, no fragmentation, no dust

Central release point, smooth acceleration and centrifugal force accelerates fertiliser up to disc speed before it reaches the vane.

## 2. Accurate spread pattern

Large 8 vane discs allow 9m to 54m spread widths. Double overlap spread pattern gives unrivalled accuracy. The 8 vanes per disc ensure a continuous flow of fertiliser to the field. This is important for high capacity spreading and forward speed.

## 3. Minimal wind influence, maximum tolerance

Flat discs.  
Horizontal spread pattern.

## 4. Consistent spread pattern


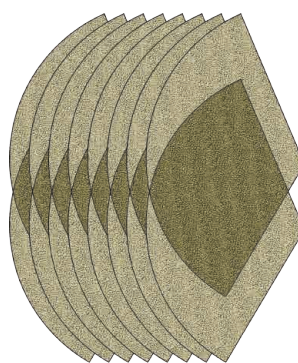
Double overlap spread pattern.

## 5. Guaranteed accuracy on slopes



The fertiliser always contacts the vanes at the same point, also on slopes, and travels the complete length of the vane.

## Other brands:

Poor fertiliser distribution on slopes is caused by the continuously changing the contact point on the vanes.



8 vanes per disc




2 vanes per disc



**The name RotaFlow describes the Kubota spreading system; the fertiliser granules are already rotating when they reach the spreading vanes.**

This initial smooth acceleration of the fertiliser prevents fragmentation of the granules due to the impact of the vanes. The adjustable discharge point allows adaptation of settings of the physical fertiliser properties. Due to the gentle handling of the fertiliser the spreading characteristics of the product are maintained. The RotaFlow spreading system is designed for the optimal spreading result!



*Fine application rate*

*Discharge point*

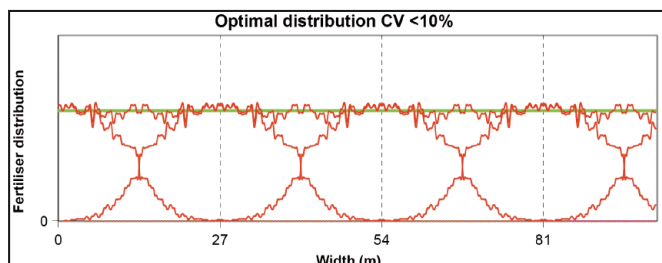


*Application rate*

**FlowPilot**

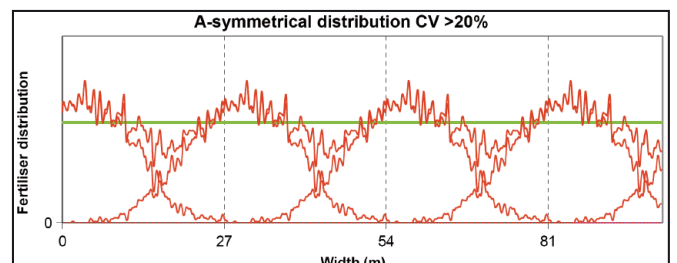

Easy setting and adjustment.

The compact FlowPilot 'dashboard' gives you considerably simplified accurate setting and adjustment of application rates. Two hydraulically operated metering plates, each with three discharge openings ensure an equal fertiliser flow from the hopper to the spreading discs.

**Kubota DS**



**Other brands**

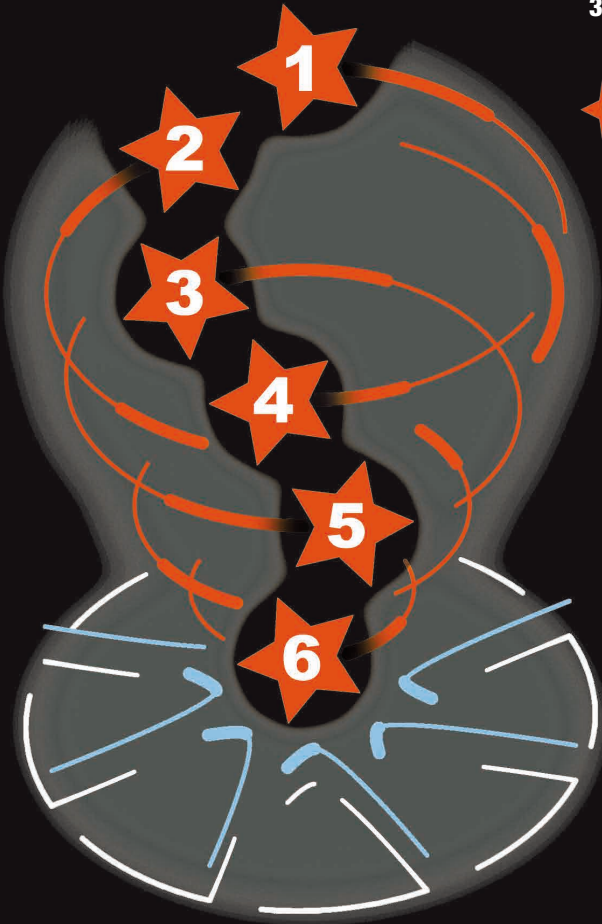




# THE KUBOTA 6 STAR CHECKLIST FOR

The key to accurate spreading is matching fertiliser quality and litre weight with the spreading charts as close as possible. The RotaFlow 6 star checklist helps you to ensure consistent accuracy in all field conditions.

1. Select fertiliser type
2. Determine granule size and distribution\*
3. Determine litre weight
4. Select spreading table
5. Select field settings
6. Adjust RotaFlow FlowPilot



\* A fertiliser grading box is provided as standard with all Kubota Spreaders

Preface	Granule size	Kg/l	Shape	Fertiliser	Manufacturer
80-20-00-00	0.74	Prilled	Urea 46% N	Yara	15
67-33-00-00	1.08	Granular	Perika Standard	Degussa AG	20
15-85-00-00	1.04	Crystalline	Granular 2	DSM	25
10-90-00-00	0.75	Prilled	Urea 46% N	Polonia	31
10-90-00-00	1.00	Crystalline	Schwefelsaures Ammoniak (21% SO3)	DOMO Cap	36
00-100-00-00	1.00	Prilled	Nitrapril 34,5% N	GrowHow	43
06-80-14-00	0.98	Blend	Sulphur Gold (30%N + 19%SO2)	GrowHow	51
00-80-20-00	1.05	Prilled	NPK 20-7-10	Yara	52
00-75-24-01	1.00	Blead	Kayenne (NP 26-15)	GrowHow	60

Product		Urea 46% N		12 mtr	
Manufacturer	Yara	Granule size	80-20-00-00	Density	0.74 kg/ltr
Shape	Prilled				
Field settings			Border spreading		
Spreader inclination	0°	PTO revolutions	870	Eco	Yield
Disc revolutions	750	Disc revolutions	625	5A	5A
Fine application	No	TrimFlow position	SA	SA	



Discharge point

Calibration rate

## AutosetApp: The most up to date spreading charts for your weighing spreader are always available!

The AutosetApp is an App (software application) available on the IsoMatch Tellus GO or Tellus terminal. The AutosetApp is integrated as standard into the IsoMatch Tellus GEOcontrol software. This App connects the IsoMatch Tellus terminal directly with the GEOspread weighing spreader and will automatically adjust the spreader according to the settings entered into the App. The AutosetApp will also work in combination with the DSM-W and DSX-W, with the exception being for those spreaders where the discharge point (letter setting) still needs to be adjusted manually on the spreader itself.

The Kubota fertiliser spreader database with the most up to date spreading charts is always available online. The AutosetApp can connect to the fertiliser spreading database in two different ways. You can connect it to the online database via the IsoMatch Wireless WIFI USB adapter or download the most actual database from the website [www.kubotaspreadingcharts.com](http://www.kubotaspreadingcharts.com) on an USB stick and upload the database directly into the IsoMatch Tellus GO or Tellus terminal.



# ACCURATE SPREADING



## Kubota Spreader Competence Centre

The Kubota disc spreaders are reliable, easy to operate and have outstanding accuracy in all conditions. A fertiliser spreader can only be set accurately for rate and overlap using the settings provided by the manufacturer.

The Spreader Competence Centre is using the most modern technology available in hard and software, allowing the measurement of complete overlap patterns in 3D. Instead of only measuring the spreading pattern in one line corresponding to the working width, this new technology creates a full pattern showing a complete 3D spreading profile of the fertiliser.

The 3D spread pattern is achieved using a spreader which is mounted on the test rig which rotates the machine through 280°. Continuous measurement at a frequency of 5 HZ over the 80 collecting trays, which are all individually equipped with weigh cells, provide the ultimate in testing accuracy. A single test run provides more than 30 000 measurements! The result is a very precise spread pattern analysis with a high degree of predictability for setting changes to suit different widths and application rates. This allows, faster testing of the various types of fertiliser but at the same time results in using less fertiliser and improved quality for better protection of our environment. The 60m long test hall, with under-floor heating, maintains the humidity at 60 % which allows testing throughout the year; and can accommodate testing of spreading working widths above 54m.

Direct access to most recent test results at: [www.kubotaspreadingcharts.com](http://www.kubotaspreadingcharts.com) or download the Application from the App store or Google Play Store.





# TECHNICAL SPECIFICATIONS

Models	DSC	DSM	DSM-W
<b>1. Hopper capacity</b>			
Hopper capacity (l)	700 - 900 - 1,400	1,100 - 1,500 - 2,000	1,100 - 1,500 - 2,000
<b>2. Working width</b>			
Spread width (m)	9-21 ▲ <sup>1</sup>	10-28 ▲ <sup>1</sup>	10-28 ▲ <sup>1</sup>
Output (kg/min)	10-230	10-320	10-320
<b>3. Measurements</b>			
Filling height (cm)	96 - 108 - 128	100 - 119 - 138	100 - 119 - 138
Width (cm)	154 - 154 - 176	220	220
Filling width (cm)	148 - 148 - 170	214	214
<b>4. Weight</b>			
Empty weight (kg)	250 - 270 - 300	330 - 355 - 380	400 - 425 - 450
<b>5. Controls</b>			
Manual control	○	-	-
Hydraulic control	○	○	-
Comfort Control II	-	○	-
IsoMatch Tellus GO	-	-	○
IsoMatch Tellus	-	-	○
<b>6. Equipment (factory fitted)</b>			
PTO overload clutch	●	●	●
Hopper sieves	●	●	●
Agitator	●	●	●
Slow rotating agitator	-	-	-
Fine application	○	●	●
Granule size box	●	●	●
<b>7. Accessories (also loose available)</b>			
<b>7.1. Safety equipment</b>			
Warning triangle	○	○	○
Reflector decals	○	○	○
LED light set	○	○	○
<b>7.2. Border spreading</b>			
Topdressing kit	○	-	-
Tramline and topdressing kit	○	○	-
Border spreading plate	○	○	○
Hydraulic border spreading plate	-	○	○
TrimFlow border spreading system	-	○	○
<b>7.3. Working width accessories</b>			
Kit to spread 20/21m	○	-	-
Kit to spread 27/28m	-	○	○
Kit to spread 27/30m	-	-	-
Heavy duty vanes (L=285 mm)	-	-	-
Lift vanes (L=330 mm)	-	-	-
<b>7.4. Other</b>			
Calibration container	○	○	○
Hopper emptying kit	○	○	○
Hopper cover	▲ <sup>2</sup>	○	○
Ladder	-	○	○
Side step	-	-	-
Mudguards	-	-	-
Storage frame with parking wheels	-	○	○
1 or 2 d.a. valve (separate closing L/R)	-	○	-
Hydraulic drive	-	-	-

● = standard ○ = optional ▲<sup>1</sup> Depending on fertiliser type and type of vanes ▲<sup>2</sup> Fits only on DSC1400

Models	DSM-W GEOspread	DSX	DSX-W (GEOspread)
<b>1. Hopper capacity</b>			
Hopper capacity (l)	1,100 - 1,500 - 2,000 - 2,450	1,500 - 2,150 - 2,800 - 3,450 1,875 - 2,550 - 3,225 - 3,900	1,500 - 2,150 - 2,800 - 3,450 1,875 - 2,550 - 3,225 - 3,900
<b>2. Working width</b>			
Spread width (m)	10-30 ▲¹	12-54 ▲¹	12-54 ▲¹
Output (kg/min)	10-320	10-320	10-320
<b>3. Measurements</b>			
Filling height (cm)	108 - 127 - 146 - 165	110 - 129 - 148 - 167 120 - 139 - 158 - 177	110 - 129 - 148 - 167 120 - 139 - 158 - 177
Width (cm)	220	275 / 290	275 / 290
Filling width (cm)	214	269 / 284	269 / 284
<b>4. Weight</b>			
Empty weight (kg)	480 - 505 - 530 - 555	500 - 530 - 560 - 590 515 - 545 - 575 - 605	640 - 670 - 700 - 730 680 - 710 - 740 - 770
<b>5. Controls</b>			
Manual control	-	-	-
Hydraulic control	-	○	-
Comfort Control II	-	○	-
IsoMatch Tellus GO	○	-	○
IsoMatch Tellus	○	-	○
<b>6. Equipment (factory fitted)</b>			
PTO overload clutch	●	●	●
Hopper sieves	●	●	●
Agitator	-	-	-
Slow rotating agitator	●	●	●
Fine application	●	●	●
Granule size box	●	●	●
<b>7. Accessories (also loose available)</b>			
<b>7.1. Safety equipment</b>			
Warning triangle	○	○	○
Reflector decals	○	●	●
LED light set	○	●	●
<b>7.2. Border spreading</b>			
Topdressing kit	-	-	-
Tramline and topdressing kit	-	-	-
Border spreading plate	○	○	○
Hydraulic border spreading plate	○	○	○
TrimFlow border spreading system	○	○	○
<b>7.3. Working width accessories</b>			
Kit to spread 20/21m	-	-	-
Kit to spread 27/28m	-	-	-
Kit to spread 27/30m	○	-	-
Heavy duty vanes (L=285 mm)	-	○	○
Lift vanes (L=330 mm)	-	○	○
<b>7.4. Other</b>			
Calibration container	○	○	○
Hopper emptying kit	○	○	○
Hopper cover	○	○	○
Ladder	-	○	○
Side step	○	○	○
Mudguards	○	○	○
Storage frame with parking wheels	○	○	○
1 or 2 d.a. valve (separate closing L/R)	-	○	-
Hydraulic drive	-	○	○



*The company reserves the right to change the above specifications without notice. This brochure is for descriptive purpose only. Some of the items pictured in this brochure are optional and not standard equipment. Please consult your local Kubota dealer for warranty, safety or product information. For your safety, Kubota strongly recommend the use of a seat belt in all applications.*

©2016 Kverneland Group Nieuw-Vennep BV



**KUBOTA TRACTOR AUSTRALIA PTY LTD**

25-29 Permas Way, TRUGANNIA Vic, 3029

Freecall: 1800 334 653

Email: [sales@kubota.com.au](mailto:sales@kubota.com.au)