



Product range

EN · 2014/15





KRONE excellent bale wraps

Wraps that last

All our bale packaging systems – net wraps, silage films and twines – excel in providing superior technical qualities which contribute to the dependable operation of your machine. Our large range of different products allows you to choose the right net, twine or film that offers the best performance in your harvest conditions and meets the specific requirements of your machine. Manufactured to consistently high quality standards, this material warrants the best results.

KRONE excellent twine

Our premium twines are produced from raw materials that meet the highest quality standards. The manufacturing process comprises a number of patented steps that warrant ultimate quality and unique features.

Our products KRONE excellent Twine MultiBale, HDP, and HDP Strong were developed with a focus on our BiG Pack balers but are the best choice on competitor balers as well.



Excellent Twine MultiBale
MultiBale twine is the universal baler twine from KRONE, which warrants top-quality bales from all big balers.



Excellent Twine HDP
Offering an enormous resistance to tear, the strong HDP twine from KRONE was developed for heavy bales. Like all excellent Twine threads, HDP twine is subjected to stringent quality controls to meet the high quality demands set by KRONE.



Excellent Twine HDP Strong
This twine is a high-strength product in the KRONE twine family. Offering maximum knot strength (295 kgf) and maximum resistance to tearing (470 kgf), HDP Strong takes on every bale weight and copes with the most difficult conditions.

Product	Order no. double pack	kg/roller	Max. knot strength (kgf)	Max. resistance to tearing (kgf)	Colour	UV-stability
MultiBale	927 943 0	10	245	350	beige	high
HDP	928 943 0	10	280	440	green	high
HDP Strong	929 950 0	10	295	470	green	high



Complementing the established high-end twines, KRONE offers another range of twines labelled excellent Twine **Smart**.

These HDP **Smart** and MultiBale **Smart** products have evolved from our well-proven and popular HDP and MultiBale twines, offering our customers solutions that are tailored to all their specific needs and great value for money thanks to their excellent knot strength and resistance to tearing.

Product	Order no. double pack	kg/roller	Max. knot strength (kgf)	Max. resistance to tearing (kgf)	Colour	UV-stability
MultiBale Smart	929 963 0	10	245	350	beige	high
HDP Smart	928 944 0	10	280	440	green	high

* order at the KRONE ET-Centre



KRONE excellent net wraps

Offering a wide range of net wrap systems, KRONE provides net wrap products that excel in providing superior properties and adaptation to any harvest and crop situation. The KRONE net wraps were specifically developed for the KRONE round balers. So, using these on your KRONE machine will deliver the best results you can possibly get from your machine.

KRONE excellent **EDGE**



excellent Edge

The universal net wrap from KRONE. This net provides full edge-to-edge coverage and is the best option in all crops and on all round balers.

KRONE excellent **ROUNDEDGE**



excellent RoundEdge

Based on advanced spreading technology, this net gives generous coverage beyond the edges, thus protecting the well-shaped bales even better from the ingress of moisture and from loss due to fragmentation.

KRONE excellent **STRONGEDGE**



excellent StrongEdge

This is the extra strong net among the KRONE net wrap products. With two threads knurled into one warp thread, this net offers an enormous resistance to tearing, larger meshes and excellent UV-stability, properties that make it particularly suitable for use in hot and sunny regions as well as in coarse material.


KRONE excellent **SMARTEDGE**



excellent SmartEdge

Made to superior standards and marketed at a very reasonable price, this net warrants maximum feed value and great cost efficiencies.



Product	Length (m)	Order no.	Width (mm)	Number of linear warp threads	Min. resistance to tearing in kg (lbs)	
Edge	2.600	924 983 0	1,245 (4'1")	50	260 (573)	<input checked="" type="checkbox"/>
Edge	3.600	924 984 0	1,245 (4'1")	50	260 (573)	<input checked="" type="checkbox"/>
RoundEdge	2.600	928 930 0	1,245 (4'1")	50	260 (573)	<input checked="" type="checkbox"/>
RoundEdge	3.600	928 931 0	1,245 (4'1")	50	260 (573)	<input checked="" type="checkbox"/>
StrongEdge	2.600	927 922 0	1,245 (4'1")	50*	320 (705.5)	<input checked="" type="checkbox"/>
StrongEdge	3.600	927 924 0	1,245 (4'1")	50*	320 (705.5)	<input checked="" type="checkbox"/>
SmartEdge	2.000	924 987 0	1,245 (4'1")	50	260 (573)	<input checked="" type="checkbox"/>
SmartEdge	3.000	924 988 0	1,245 (4'1")	50	260 (573)	<input checked="" type="checkbox"/>

* order at the KRONE ET-Centre



KRONE excellent silage film

The KRONE **excellent Slide** film family comprises three high-quality products that deliver best ensiling results and forage qualities.



excellent Slide 750 and 500

Designed to deliver in all harvest situations

The five-layer technology provides greatest elasticity and up to 70 % stretch on the dispenser, thus saving film as more bales are wrapped from one roll. Consisting of as many as five layers, this film will not break or tear during wrapping or in transport. So, no time is lost due to machine downtime. In addition, the film's great adhesive properties make for straightforward wrapping both in cold and hot temperatures.

We offer the traditional 750 mm (2'6") film roll as well as the 500 mm (1'8") film. Running a 1,800 mm (5'11") length, KRONE **excellent Slide 500** is approx. 17% longer than the 750 mm (2'6") film, a clear advantage when wrapping small-diameter bales.



excellent Slide Smart

Our KRONE **excellent Slide Smart** net is designed to meet more general demands and requirements around the world. For this reason, we market these films not only in the popular and well-proven green colour but also in white and black at very reasonable prices.



NEW

Film wrap for round balers

KRONE **excellent RoundWrap** is a new product in the KRONE film wrap offering. Measuring 1,280 mm (4'2") in width, this film gives full coverage and is the first choice for KRONE round balers. The 5-layer film offers excellent adhesive properties that keep your bales in the best shape.



Product	Order no.	Width (mm)	Length (m)	Thickness (µm)	Layers
SLIDE 500	926 938 0	500 (1'8")	1,800 (5'11")	25	5
SLIDE 750	926 929 0	750 (2'6")	1,500 (4'11")	25	5
Slide Smart 750	926 924 0 (green)	750 (2'6")	1,500 (4'11")	25	3
	926 923 0 (white)				
	926 922 0 (black)				
RoundWrap	926 940 0	1,280 (4'2")	1,500 (4'11")	20	5

* order at the KRONE ET-Centre





Disc mowers AM

At the heart of high-quality forage is a perfect and clean cut. The KRONE EasyCut cutterbars on the AM models deliver outstanding performance both in pasture topping and long-stemmed field crops. These high-quality built machines are strong, sturdy and absolutely dependable.

- Standard quick-change blades
- Fully welded and permanently lubricated wedge-shaped cutterbar
- Massive spur gears for optimum driveline efficiency
- Large-diameter conditioner rotor with pivoting V-type steel tines
- Direct and positiv pto-shaft driveline (without V-belt)
- Cantilevered frame for guard clothes for blockage free mowing also in the slope



Technical Data

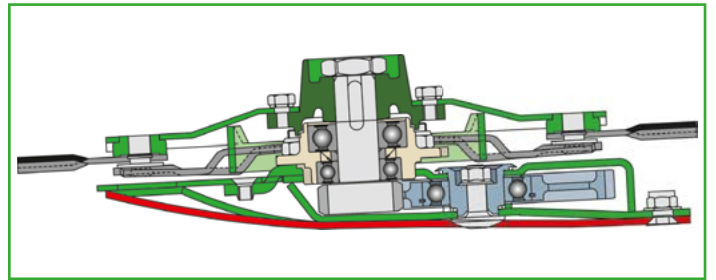
AM rear-mounted disc mowers and disc mower conditioners (AM mowers without SafeCut)

Model	AM 203 S	AM 243 S	AM 243 CV	AM 283 S	AM 323 S
Work width (approx.) mm	2,000 (6'7")	2,400 (7'10.5")	2,400 (7'10.5")	2,800 (9'2")	3,200 (10'6")
Power requirement (approx.) kW/hp	27/37	30/41	44/60	40/55	50/68

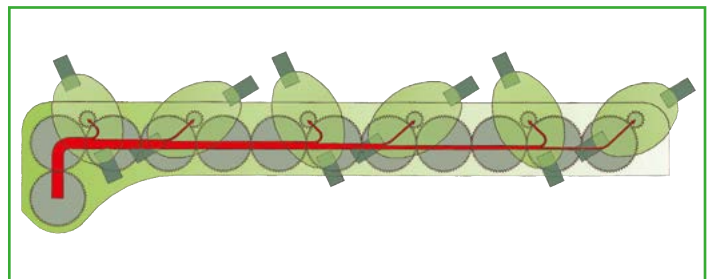
Available conditioner versions: CV = V-type steel tines



Perfect cuts. The wedge-shaped and fully welded cutterbar makes for perfect cuts even in the most difficult conditions. The discs are fully covered by the cutterbar for maximum protection. The massive double disc drive bearings withstand peak loads in permanent operation.



The main drive power flows via massive spur gears, which guarantee quiet running. All auxiliary drives and discs are mounted in an forward position for optimum blade overlapping and absolutely perfect cuts.



Unobstructed crop flow: The cantilevered tubular guard frame eliminates the risk of blockage and ensures uniform swathing, even in sloping terrain.

Constant velocity and high drive-power driveline: Power flows through a directdrive and positive-mesh driveline of pto shafts and gears, which transfers the tractor's pto power most efficiently to the cutterbar.

DS quick-change blades (DS = double safety): All AM disc mowers feature quick-change blades for on-site knife changes within minutes.





EasyCut

The KRONE EasyCut disc mowers have proven exceptionally well around the world. Delivering perfect results, these mowers are the best harvest technology. They feature genuine and exemplary KRONE innovations including quick-change blades, fully welded cutterbar and DuoGrip centre-of-gravity suspension.

- i

 - SafeCut on EasyCut mowers offers maximum cutterbar protection
 - Standard quick-change blades
 - Fully welded and permanently lubricated wedge-shaped cutterbar
 - Massive spur gears for optimum driveline efficiency
 - EasyCut DuoGrip – the centre-of-gravity suspension system with dual grip control
 - Large-diameter conditioner rotor with pivoting V-type steel tines




Technical Data

EasyCut front-mounted disc mowers and disc mower conditioners

Model	EC 28 CV	EC 32 CV Float	EC 32 Cri
Work width (approx.) mm	2,710 (8'11")	3,140 (10'4")	3,140 (10'4")
Power requirement (approx.) kW/hp	51/70	59/80	60/82

Available conditioner versions: CV = V-type steel tines, Cri = Rollers

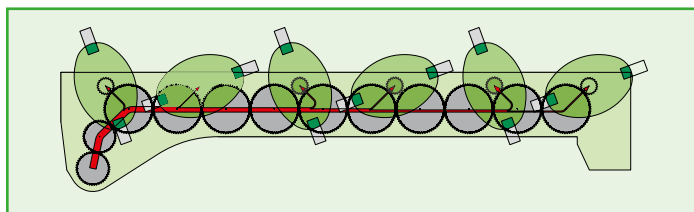


EasyCut DuoGrip suspends the mower in its centre of gravity and guides it on two arms to maintain a uniform ground pressure across the entire working width.

Silver medal for the EasyCut 32 CV Float front mower: Integral spring-loaded suspension system maintains a consistent ground pressure.



The SafeCut disc protection system is standard specification on EasyCut mowers: When the disc hits an obstacle, the tension pin breaks and the disc threads up on the threaded drive shaft and clear out of the way of its neighbouring discs, which continue spinning without damage.



The satellite gears are a KRONE development, which has proven extremely well all over the world since 1989. Massive spur gears with up to 66 teeth ensure positive mesh and efficient power transmission down to the very last disc. The large-diameter gears rotate at reduced speed, with more teeth meshing with the neighbouring gears for quieter running, ultimate efficiency and maximum longevity. The auxiliary gears drive one disc each and are therefore exposed to only minimum loading. The discs are arranged in a very forward position, which ensures the blades overlap generously to produce perfect cuts.

EasyCut rear-mounted disc mowers and disc mower conditioners

Model	EC 280	EC 280 CV-Q	EC 280 CRI-Q	EC 320	EC 320 CV-Q	EC 400
Work width (approx.) mm	2,710 (8'11")	2,710 (8'11")	2,710 (8'11")	3,140 (10'4")	3,140 (10'4")	4,000 (13'1.5")
Power requirement (approx.) kW/hp	40/55	51/70	51/70	50/68	59/80	66/90

Available conditioner versions: CV = V-type steel tines, CRI = Rollers



The new generation of EasyCut mowers

Built on experience and expertise, the new generation of EasyCut mowers features such innovative design features as a new headstock with optional hydraulic pressure control, CV mower conditioner rotors with tines arranged at steep angles, compact design and easy handling for superior operator comfort and a perfect quality of work.

- SmartCut: Stripeless cuts and optimal blade overlap
- Quick-changing knives
- SafeCut inside – individual protection for each disc
- Impact damage protection – the mower bed swings to the rear and up away from the obstacle
- DuoGrip – two guide arms provide centre-of-gravity suspension
- Optimum ground pressure control from responsive and adjustable springs
- Adjust the pressure hydraulically and on the move (option)
- CV conditioner with V-shaped steel tines at steep angles
- Mechanical gearbox for convenient CV conditioner 600 rpm/900 rpm speed changes
- Compact, balanced and mid-mount transport position brings excellent weight distribution and visibility
- Vertical storage on optional stands for minimum space requirements

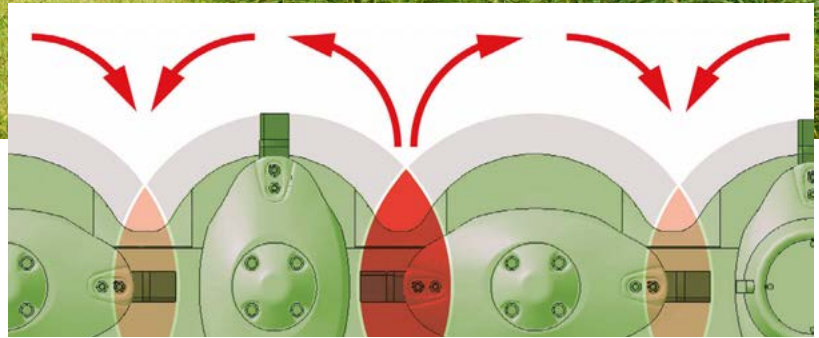


High-quality forage is uncontaminated forage. Clean cuts are not only attributed to the design of the mower bed but also to its suspension system. The KRONE DuoGrip system not only suspends the mower in its centre of gravity but also provides lateral guidance. The best part about the system is that it maintains a uniform ground pressure across the full work width, ensuring even cuts, extremely light pulling and optimum side control.

EasyCut front-mounted disc mowers with and without conditioners

Model	EasyCut F 280 M	EasyCut F 320 M	EasyCut F 360 M	EasyCut F 280	EasyCut F 320	EasyCut F 360	EasyCut F 320 CV	EasyCut F 320 CR	EasyCut F 360 CV	EasyCut F 360 CR
Work width (mm) approx.	2,730 (8'11")	3,160 (10'4")	3,600 (11'10")	2,710 (8'11")	3,140 (10'4")	3,600 (11'10")	3,160 (10'4")	3,160 (10'4")	3,600 (11'10")	3,600 (11'10")
Minimum input power kW/hp	40/55	48/65	55/75	44/60	51/70	59/80	59/80	59/80	66/90	66/90

Available conditioner versions: CV= V-type steel tines, CR = Rollers



Forget about stripes

With some discs turning in pairs towards each other and others away from each other, it was necessary to redesign the blade overlapping to ensure clean cuts. Therefore we increased the overlap between those discs that turn away from each other, which results in stripeless cuts in thinner and younger crops. Vice versa, the larger gap between the blades that turn towards each other encourages the smooth flow of large masses to the rear.



Control it from the seat

Enjoy superior operator comfort from hydraulic suspension spring control. Adjust the pressure flexibly on the move and release the pressure from the seat before you remove the mower from the tractor.



Firm grip on the crop

Made from hardened steel and mounted at a steep angle, the V-shape steel tines give intensive treatment and powerful action. The tines pivot to break back when they hit an object whereas their restricted forward angle increases the pivot pin's longevity.

DLG Focus Test: "Faster wilting reduces the time in the field by up to 30 %".

Minimum space required

The optional stand allows storing the machine in its upright transport position for minimum space requirement in buildings.



EasyCut rear-mounted disc mowers and disc mower conditioners

Model	EasyCut R 280	EasyCut R 320	EasyCut R 360	EasyCut R 280 CV	EasyCut R 320 CV
Work width (mm) approx.	2.730	3.160	3.600	2.730	3.160
Minimum input power kW/hp	40/55	50/68	55/75	51/70	59/80

Available conditioner versions: CV= V-type steel tines



Trailed EasyCut models

Designed for professional farming, our trailed disc mowers meet a wide variety of needs and requirements which vary by country, region and forage chain. Our large range of mowers offers the best choice for users to find the model and specification that suits your individual needs. Options include the V-type steel tine conditioner with distributing hood, the CRi roller conditioner, the cross conveyor belt and the hydraulic swath boards.

- SafeCut on EasyCut mowers offers maximum cutterbar protection
- Standard quick-change blades
- Fully welded and wedge-shaped cutterbar
- Massive spur gears for optimum driveline efficiency
- EasyCut DuoGrip – the centre-of-gravity suspension system with dual grip control
- Large-diameter conditioner rotor with pivoting V-type steel tines (Ø 64 cm (2'1"))



Technical Data

EasyCut trailed disc mower conditioners

Model	EC 2801 CV	EC 2800 CRi	EC 3200 *	EC 3201 CV	EC 3200 CV	EC 3200 CRi
Work width (approx.) mm	2,710 (8'11")	2,710 (8'11")	3,140 (10'4")	3,140 (10'4")	3,140 (10'4")	3,140 (10'4")
Power requirement (approx.) kW/hp	51/70	51/70	59/80	59/80	59/80	59/80



Efficiency is one criteria in hay and forage harvesting, quality is another. The high-capacity KRONE CV mower conditioner with V-type steel tines conditions the crop uniformly and across the full working width to promote wilting, reduce field traffic and produce top-quality forage.



Combining three passes into one single pass, the trailed EasyCut 3200 CV, 3200 CRi and 3210 CV models cut, condition and windrow the crop in one single operation, thanks to the hydraulic driven cross conveyor belt merger. These models save your time, increase your efficiency, reduce the number of passes and the risk of soil compaction and produce clean forage.



Full-width conditioning. The full-width CRi rollers ensure uniform conditioning across the entire work width. Thanks to a stepless adjustment system, the operator easily adapts the roller clearance and pressure to the current crop yield and variety. The polyurethane coating gives lasting resistance to abrasion and wear.






EC 3210 CV	EC 3210 CRi	EC 3600 CV	EC 4013 CV	EC 6210 CV
3,140 (10'4")	3,140 (10'4")	3,550 (11'8")	4,010 (13'2")	6,200 (20'4")
59/80	59/80	66/90	74/100	112/150



EasyCut triple mowers

Mowers of finest engineering: committed to enhanced efficiency in any respect, KRONE offers advanced mower technology that allows users to operate at work widths of up to 10.10 metres (33'2"). The mowers not only offer light pulling and high acreages but superior functionality and perfect cuts.

- EasyCut B 870: 8.70 m work width, V-steel tines without roller conditioner 
- EasyCut B 890 for variable 8.60 to 8.90 m (28'3" to 29'2") work widths (mechanical adjustment)
- EasyCut B 1000 CR with roller conditioner
- All triple mowers offer a less than 4 m (13'2") transport height
- Combi Float for EasyCut B 1000 CV / CR
The intelligent and hydro-pneumatic mower suspension system is integrated in the tractor (awarded with Agritechnica 2011 Silver Medal) 
-  **ICAN**
computer assistance network
Section Control:
Automatic, GPS based section control



Technical Data

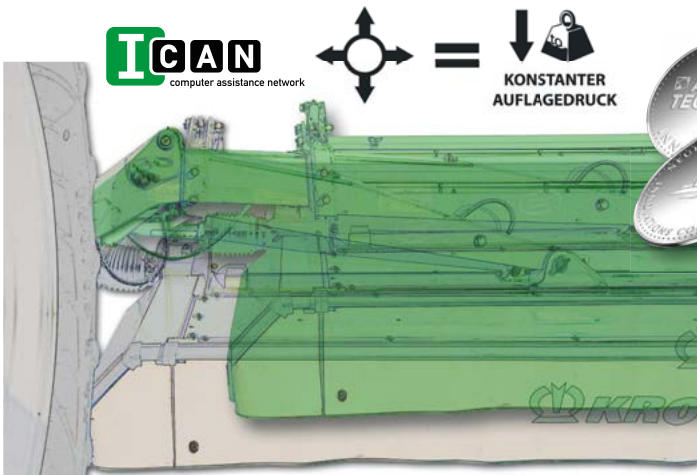
EasyCut mower combination and mower conditioner combination

Model	EC 9140 shift	EC 9140 CV	EC 9140 CV Collect
Work width (approx.) mm	8,460-8,700 (27'9"-28'6.5")	8,700 (28'6.5")	8,700 (28'6.5")
Power requirement (approx.) kW/hp	88/120	118/160	125/170

Available conditioner versions: CV = V-type steel tines



Telescoping: Combining the side mowers with the 3.16 m (10'4") front mower gives the **EasyCut B 890 and B 970** combination a choice of three different positions to provide the required overlap and vary the work width from 9.40 m to 9.70 m (30'10" to 31'10").



Combi Float – the intelligent solution

Combi Float is a feature on EasyCut B 1000 CV / CR with its huge 10.10 (33'2") work width and the powerful CV or CR conditioner. The automatic and hydro-pneumatic Combi Float control system is a unique feature that is not available elsewhere, which integrates the tractor's hydraulic system to make up for the shortcomings of hydro-pneumatic pressure control systems.

EasyCut B 1000 CV / CR collect

Three into one, two or three will go! Specify the mowers with the KRONE Collect System and increase the combination's versatility, using it for spreading as well as for forming one single swath. Powerful belts handle even the heaviest crops and the accelerating swathing augers form a fluffy and uniform swath.



Ease of operation is as essential as high output and high efficiency. **EasyCut B 1000 CV / CR** and **EasyCut B 1000 CV / CR Collect** can be operated with the CCI operator terminal and a joystick. The universal CCI terminal features a clear and easy-to-use touchscreen is compatible with a wide variety of ISOBUS implements from many different manufacturers. You can also use the tractor's separate ISOBUS terminal, if available.

Model	EC B 750	EC B 890	EC B 970	EC B 870 CV/CR	EC B 870 CV/CR Collect	EC B 1000 CV/CR	EC B 1000 CV/CR Collect
Work width (approx.) mm	7,460 (24'6")	8,600 - 8,900 (28'3" to 29'2")	9,400 - 9,700 (30'10" - 31'10")	8,700 (28'7")	8,700 (28'7")	9,300 - 10,100 (30'6" to 33'2")	9,300 - 10,100 (30'6" to 33'2")
Power requirement (approx.) kW/hp	74/100	88/120	95/130	110/150	125/170	130/180	145/200

Available conditioner: CV = V-type steel tines, CR = Rollers

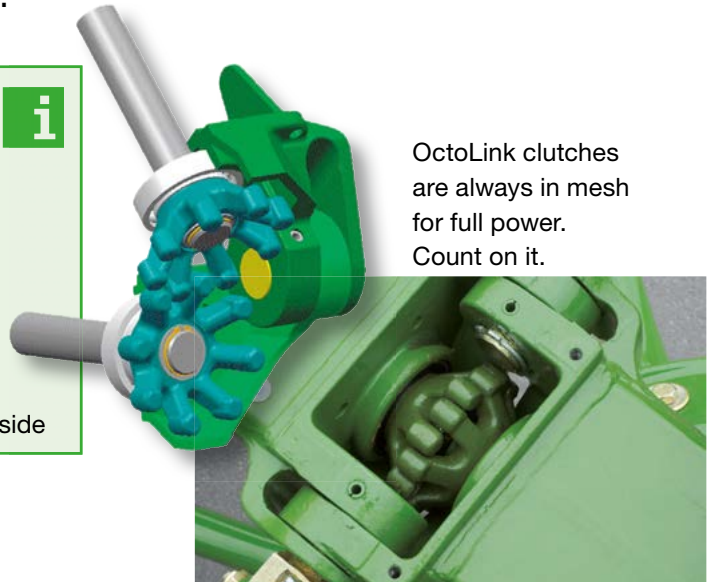
Product range 12/14 | KRONE



KW rotary tedders

The KRONE range of rotary tedders uses high build quality to provide dependable machines in a full range of sizes and dimensions. These machines not only deliver a superior quality of work and an exemplary level of standard specification but boast a host of innovative features, such as the maintenance-free OctoLink finger clutches and liquid grease rotor drives. KRONE rotary tedders give you peace of mind and superior operator comfort.


- OctoLink: maintenance-free and frictional 8-finger clutch
- Maintenance-free and liquid-grease lubricated bevel gearboxes – no grease points
- Robust, tubular steel tine arms with 9.5 mm (0.4") Super-C tines
- Top-quality forage – Unique KRONE combing effect thanks to tine of unequal length
- Central border tedding facility throws the crop to either side



OctoLink clutches are always in mesh for full power. Count on it.

Technical Data KW rotary tedders

Model	KW 4.62/4	KW 5.52/4x7	KW 5.52/4x7 T	KW 6.02/6	KW 6.72/6	KW 7.82/6x7	KWT 7.82/6x7
Work width (approx.) mm	4,600 (15'1")	5,500 (18'0.5")	5,500 (18'0.5")	6,000 (19'8")	6,700 (21'12")	7,800 (25'7")	7,800 (25'7")
No. of rotors	4	4	4	6	6	6	6
No. of tine arms per rotor	6	7	7	5	6	7	7
Hitch type	Three-point linkage	Three-point linkage	Trailed	Three-point linkage	Three-point linkage	Three-point linkage	Trailed
Power requirement (approx.) kW/hp	25/34	37/50	18/25	37/50	44/60	48/65	37/50



Heavy-duty and maintenance-free: The liquid grease gearboxes are bolted underneath the frame for ultimate stability.

The new KRONE KWT 11.22/10 tedder works at widths of 10.95 m (35'11") yet requires as little as 40 kW/55 hp.

Clean forage, uniform spread:

The two 9.5 mm (0.4") legs that form one pair of tines vary in length to provide the special KRONE combing effect for optimum treatment and cleanest forage. Five coils on each Super C steel spring tine give flexibility and strength. Special stops on the ends of the tube-section tine holders ensure no tines are lost.



The KRONE KW tedders feature central border spreading control, spreading angle adjustment, anti-wrap guards and adjustable shock absorbing braces between headstock and machine – all packed into the standard specification design.

KW 7.92/8	KW 8.82/8	KWT 8.82/8	KW 11.22/10	KWT 11.22/10	KW 13.02/12 T	KW 15.02/14 T	KWT 1600	KWT 2000
7,900 (25'11")	8,800 (28'10.5")	8,800 (28'10.5")	10,950 (35'11")	10,950 (35'11")	13,100 (42'12")	15,250 (50'0.4")	15,300 (50'2")	19,600 (64'4")
8	8	8	10	10	12	14	14	18
5	6	6	6	6	6	6	6	6
Three-point linkage	Three-point linkage	Trailed	Trailed	Trailed	Trailed	Trailed	Trailed	Trailed
48/65	55/75	37/50	66/90	40/55	44/60	51/70	60/80	66/90

NEW

**Lift
INSIDE**



Swadro TS and TS Twin

Trailed twin-rotor side-delivery rakes

The versatile rakes

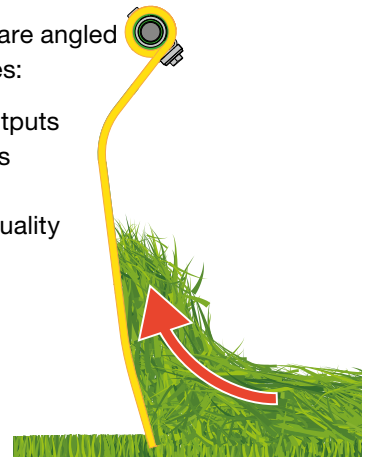
The Swadro TS models work at widths from 6.20 m (20'4") to 7.40 m (24'3"), forming single and double swaths whereas the Swadro TS Twin models form two swaths in addition to single and double swaths, working at widths of 6.92 m (22'8") and 8.20 m (26'11").

- New Lift tines work faster and produce tidier swaths
- Rotors run in hard-wearing DuraMax cam tracks
- Perfect single, double and twin swaths
- Easy headland turns from a high-clearance frame and high rotor lift-out
- Very compact transport position



The new and standard Lift tines are angled twice, offering unique advantages:

- Higher work rates and area outputs
- Better rakes and minimum loss
- Consistently uniform swaths
- No contamination for higher-quality forage
- Sward protection



Technical Data

Swadro TS and TS Twin side-delivery rakes

Model	T 620	TS 620 Twin	TS 680	TS 680 Twin	TS 740	TS 740 Twin
Work width						
Single-swath presentation (approx. mm)	6,200 (20'4")	6,200 (20'4")	6,800 (22'4")	6,800 (22'4")	7,400 (24'3")	7,400 (24'3")
Double-swath presentation (approx. mm)		2x3,460(11'4")		2x3,800(12'6")		2x4,100(13'5")
No. of tine arms	10/13	10/13	2x13	2x13	2x13	2x13
Power requirement (approx.) kW/hp	37/50	37/50	37/50	37/50	37/50	37/50



A stable and high-clearance frame

Manufactured from massive tube steel, the running gear and frame account for the machine's exceptional stability and high ground clearance. The tines lift out up to 50 cm (1'8") so that they will not disturb massive swaths.



Tidy swath ends

A hydraulic sequence control system raises the leading rotor first and only after a preset delay the rear rotor as well. The sequence control valves are operated mechanically from a robust shift gate.



Enormously manoeuvrable

All Swadro TS and TS Twin models have their two-point headstock and frame joined by ball bearings. When the machine is travelling through bends, a steering rod will steer the Ackerman system on the running gear, making for greatest manoeuvrability and allowing the rotors to sweep all areas without shunting. This means that even small and awkwardly shaped fields are swept clear.



Fast and safe travel

Featuring great side stability, the Swadro TS running gear tracks perfectly behind the tractor – also at speed on public roads.



The side-delivery Swadro rakes

This extensive range of side delivery rakes covers work widths from 3.50 m (11'6") to 10 m (32'10") to meet all farming requirements. KRONE Swadro rotary rakes feature impressive technology to deliver excellent outputs and a superior quality of work. Swadro goes for a fast and clean rake.

- Liquid grease bevel gearbox
- Maintenance-free rotors and tine arms without grease nipples
- DuraMax cam track is twice as hard
- The KRONE Jet Effect lifts / lowers the rotors without risk of crop contamination – available on machines with 2 rotors and more



The DuraMax cam track comes with a three-year warranty. The large guide rollers, the extra thick-walled tine arms, which mount in aluminium housings, withstand the heaviest loads and stresses.

Technical Data

Single-rotor rakes

Model	35	38	38 T	42	42 T	46	46 T
Work width (approx.) mm	3,500 (11'6")	3,800 (12'6")	3,800 (12'6")	4,200 (13'9")	4,200 (13'9")	4,600 (15'1")	4,600 (15'1")
No. of tine arms	10	10	10	13	13	13	13
Hitch type	Three-point linkage	Three-point linkage	Trailed	Three-point linkage	Trailed	Three-point linkage	Trailed
Power requirement (approx.) kW/hp	22/31	22/31	19/25	37/50	19/25	37/50	21/31



Swadro 807, 809, 907 are KRONE's high-capacity side-delivery rakes that feature two rotors, transport running gear and flotation tires to form the swath on the side.

Swadro 810 The side-delivery rake with transport running gear forms single and double swaths as well as two swaths.



The trailed Swadro 38 T, 42 T and 46 T:
High productivity for small tractors.

Swadro 710/26 T are the flexible side delivery rakes that produce single and double swaths as well as two swaths.

Side delivery rakes

Model	710/26 T	807	809	810	907	1010
Work width (approx.) mm	3,400-6,200 (2 x 3,400) (11'2"-20'4" (2 x 11'2"))	6,200 (20'4")	6,800 (22'4")	6,800 (2 x 3,700) (22'4" (2 x 12'2"))	8,000 (26'3")	9,700 (31'10")
No. of rotors	2	2	2	2	2	3
No. of tine arms	2 x 13	1 x 10/1 x 13	2 x 13	2 x 13	2 x 15	1 x 10/2 x 13
Power requirement (approx.) kW/hp	37/50	37/50	37/50	37/50	51/70	59/80

NEW



Swadro TC and TC Plus

Trailed twin-rotor side-delivery rakes

The versatile rakes

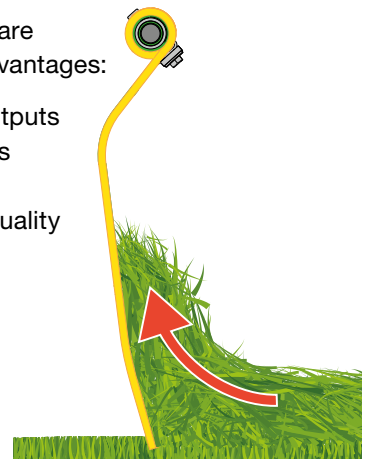
Our TC and TC Plus centre-delivery models produce exceptionally even swaths while working at high rates and highest area outputs. Only one rotor handles the crop on centre-delivery rakes, which means the material gets in contact with the metal tines only once and is therefore of an exceptional quality. Our Swadro TC models offers work widths between 6.80 m (22'4") and 8.80 m (28'11") whereas all models from Swadro TC 760 offer variable work widths.

- New Lift tines work faster and produce tidier swaths
- Rotors run in hard-wearing DuraMax cam tracks
- Flexible work widths, individual rotor lift-out function
- Variable-trackwidth running gear and flotation tyres
- Easy headland turns from a high-clearance frame and high rotor lift-out



The new and standard Lift tines are angled twice, offering unique advantages:

- Higher work rates and area outputs
- Better rakes and minimum loss
- Consistently uniform swaths
- No contamination for higher-quality forage
- Sward protection



Technical Data

Swadro TC und TC Plus centre-delivery rakes

Model	TC 680	TC 760	TC 760 Plus	TC 880	TC 880 Plus
Work width (approx.) mm	6,800 (22'4")	6,800-7,600 (22'4"-24'11")	6,800-7,600 (22'4"-24'11")	7,600-8,800 (24'11"-28'11")	7,600-8,800 (24'11"-28'11")
No. of tine arms	2 x 10	2 x 13	2 x 13	2 x 13	2 x 13
Power requirement (approx.) kW/hp	37/50	37/50	37/50	40/55	40/55



Hydraulic work width control

All models from Swadro TC 760 Plus and beyond have hydraulic width control as standard specification. The operator can read the current setting on the large scale from his seat.



The individual rotor lift-out system

The rotors lift out individually as an option, offering great advantages when working in wedges, along borders or in thin crops.



High ground clearance

The high-clearance frame and high rotor-lift out high combine to give great clearance without disturbing the crop when moving over massive swaths.



Minimum transport height


Swadro TC and TC Plus fold their rotors to a safe transport height of less than 4 m (13'2"). No time is lost on folding individual tine arms or deflectors.



Mittelschwader Swadro



Take your pick
Many models offer the choice of mechanical or hydraulic width adjustment.

- Swadro 2000 works at widths of up to 19 m (62'4")
- Liquid grease bevel gearbox
- Maintenance-free rotors and tine arms without grease nipples
- DuraMax cam track is twice as hard
- The KRONE Jet Effect lifts / lowers the rotors without risk of crop contamination – available on machines with 2 rotors and more
- Swadro 1400 Plus with lifting axle for a transport height of less than 4 m (13'2")
-  **ICAN**
computer assistance network
Section Control:
GPS based section control for Swadro 1400 and Swadro 2000



The rotors lift out high as the machine arrives on the headland. No tines will disturb the crop as the turn is made.

Using only one rotor is beneficial in low yielding crops, in awkward fields and when raking along boundaries.

Swadro 1000

A serious machine: The trapezoidal main frame is strong and durable and runs on a gear that is approved to 40 km/hr (25 mph) transport speeds. The tine arms fold in to bring transport height down to less than 4 m (13'2") for swift travel from one field to the next.

Centre delivery rakes

Model	700	800/26	900	1000
Work width (approx.) mm	6,800 (22'4")	6,800-7,600 (22'4"-24'11")	7,700-8,800 (25'3"-28'11")	8,900-10,000 (29'2"-32'10")
No. of rotors	2	2	2	2
No. of tine arms	2 x 10	2 x 13	2 x 13	2 x 15
Power requirement (approx.) kW/hp	37/50	37/50	40/55	51/70






Swadro 1400:

Especially contractors seek such qualities as high area outputs, quick conversion, low maintenance, fast road transports, long machine lives and great operator comfort. The four-rotor centre-delivery rake Swadro 1400 was designed to meet these demands. This is clearly a contractor machine!

Less than 4 m (13'2") transport height:

Hydraulic height control lowers the Swadro 1400 Plus axle easily and fast into transport position for safe travel. There is no need to remove the tine arms.






Variable works from Swadro 2000:

With side arms sliding in and out on carriages, Swadro 2000 varies its working width hydraulically between 10 m (32'10") and 19 m (62'4") to respond to various dimensions of the individual harvesters. The two arms move perfectly in synch.



Swadro 2000 with Ackerman steering system

The Ackerman steering system on the transport running gear offers passive control via a steering linkage plus active control via a hydraulic circuit. This running gear offers excellent tracking and easy shunting in tightest space.

NEW 	NEW 	NEW 
1400	1400 Plus	2000
11,000-13,500 (36'1"-44'4")	11,000-13,500 (36'1"-44'4")	10,000-19,000 (32'10"-62'4")
4	4	6
4 x 13	4 x 13	4 x 13/2 x 15
59/80	59/80	96/130



AX – Forage and Discharge Wagons

AX stands for a new generation of ground-breaking forage wagons. Buying a KRONE AX forage wagon means buying into decades of experience and expertise. After all, KRONE knows the business of farming. The AX forage wagons are built to a modular concept and are available with or without rear discharge rotors and either with solid steel extensions or foldable hay extensions. Capacities vary between 25 m³ and 31 m³ (DIN 11741) of hay pressed to medium volumes. A host of technical innovations accounts for these massive capacities and lowest input requirements.

- AX 310 GL and AX 310 GD with a capacity of 31 m³ (DIN 11741)
- Camless EasyFlow Pick-up
- Large 760 mm (2'6") diameter feed and cutting rotor
- Central lever operates sets of 0, 16, 16 or 32 knives
- Knife bed swings out to the side
- All knife changing operations are carried out from the left machine side
- The chain-and-slat floor slopes to the front for reduced power input
- hydraulic axle assembly for enhanced stability on the road and slope (option)

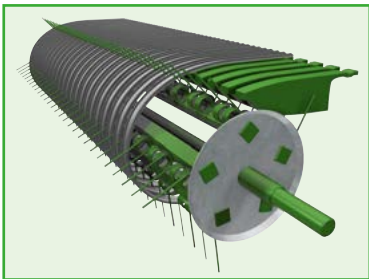


AX Forage Wagon (L/GL) / AX Discharge Wagon (D/GD)

Model	250 L / GL	250 D / GD	280 L / GL	280 GD	310 GL	310 GD
Capacity DIN 11741 m ³	25	25	28	28	31	31
Pick-up width (DIN 11220)	1,800 mm (5'11")	1,800 mm (5'11")	1,800 mm (5'11")	1,800 mm (5'11")	1,800 mm (5'11")	1,800 mm (5'11")
Max. no. of knives	32	32	32	32	32	32
Power requirement (approx.) kW/hp	59/80	59/80	66/90	66/90	66/90	66/90



The new cut-and-feed system on the AX models makes for highest throughputs and best quality of cut while minimizing input power. Six helical rows of knives pull the crop continuously through the knives, which mount on one single plane. The 32 knives and feed tines are spaced extremely narrow to give perfect, scissor-like cuts. The tines are Hardox steel plated for maximum strength and longevity.



The benefits are obvious: The camless EasyFlow pick-up unit has fewer moving parts than a cam track controlled unit, which results in quieter operation and reduced wear, saving on service and maintenance costs. EasyFlow operates at a 30% higher speed for the higher centrifugal force to enhance the intake of crop and the overall efficiency of the AX and MX models.



Straightforward and convenient: All knife change operations are carried out without tools and from one side of the machine after swinging out the knife bed – an innovative system on the new AX forage wagons that offers ultimate comfort to operators. All knife-changing operations are carried out on the left side of the machine, from lowering the knife bed to removing the knives – a time and cost saving system.



The powerful chain-and-slat floor slopes at the front to cut the passageway of the crop and reduce the input power required to feed the material into the machine. In a nutshell, the design provides for a faster and gentler crop feed. As a result, the AX models can be operated by 80 hp+ tractors, meaning they deliver the quality of a rotor feeder wagon at the power input of a swing-arm feeder machine.



MX – Forage and Discharge Wagons

MX is the new KRONE range of high-capacity self-loading/unloading forage wagons with solid steel extensions. Offering a capacity of up to 35 m³ (DIN 11741), these Forage wagons impress not only by their enormous efficiency and low input power but also by their versatility. Equipped with solid steel extensions and doing without hoops and ropes, these wagons are the perfect machines for contracting businesses.

- The chain-and-slat floor slopes to the front end = low input requirement
- Cutting rotor with 41 knives = theoretical chop length is 37 mm (1.5")
- Knife bed swings out to the side = easy maintenance
- Camless EasyFlow Pick-up = high capacity, low wear
- A hydraulic axle assembly is an option



Technical Data

MX Forage Wagons (GL) / MX Discharge Wagons (GD)

Model	MX 320 GL/GD	MX 350 GL/GD
Capacity (hay) m ³	50	56
Capacity DIN 11741 m ³	31	35
Pick-up work width (DIN 11220)	1.900 mm (6'3")	1.900 mm (6'3")
No. of knives (max)	41	41
Power requirement (approx.) kW/hp	88/120	92/125



The MX cut-and-feed rotor is 1,640 mm (5'5") wide and 880 mm (2'11") in diameter – two parameters that explain its huge appetite. Arranged in eight helical rows, the tines feature 17 mm (0.7") weld-on Hardox steel plates that ensure a gentle crop feed without squeezing the material. The MX rotor is driven by maintenance-free and oil immersed spur gears.



Chain-and-slat floor slopes at front and leads to a short feed channel, reduced power input, increased capacity, gentle crop handling.



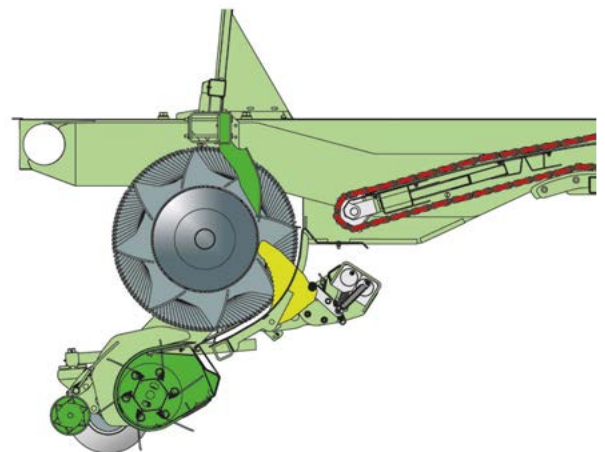
The new cut-and-feed system on the MX models provides high throughput and quality of cut at lowest input power. 8 helical rows of tines pull the crop through 41 knives, which are arranged in one plane to cut the crop at a nominal length of 37 mm (1.5"). The drawbar suspension system is standard specification and provides highest driver comfort also when travelling at speed.



ZX – dual-purpose wagons

Profitable farming requires farmers to enhance their efficiency, cut operating costs and utilize the existing machinery to full potential all year round. This is the backdrop against which KRONE as a forage wagon specialist developed the ZX dual-purpose wagons. These models are truly dual-purpose and serve as self-loading and self-unloading wagons, which discharge maize and forage in a controlled operation. At the same time, they operate as transport trailers in the maize harvest.


- SpeedSharp knife sharpening system sharpens the knives within 4 minutes.
- Powerload, the automatic and intelligent filling system with pressing force control
- Camless EasyFlow Pick-up of 2,100 mm (6'11") work width
- Massive 880 mm (2'11") cut-and-feed rotor
- Rugged driveline transfers up to 221 kW/300 hp
- Hydraulic system selects sets of 0, 23 or 46 knives
- Knife fitting/removal is without tools
- Sloping chain-and-slat floor reduces input requirement
- Weighing system (option)
- EBS, the electronic braking system for enhanced road safety (awarded with Agritechnica 2011 Silver Medal)



The chain-and-slat floor slopes through 350 mm (1'2") at the front for less tractor power input and gentler crop treatment.

ZX Forage Wagons (GL) / ZX Discharge Wagons (GD)

Model	400 GL / GD	450 GL / GD	550 GL / GD
Capacity DIN 11741 m ³	39	44	54
Pick-up work width (DIN 11220)	2,100 mm (6'11")	2,100 mm (6'11")	2,100 mm (6'11")
No. of knives (max)	46	46	46
Power requirement (approx.) kW/hp	105/143	118/160	140/190



The camless **EasyFlow Pick-up** is a massive 1,840 mm (6') cut-and-feed rotor. Chopping the crop to 37 mm (1.5") nominal lengths, this unit brings premium loading and cutting capability to the ZX models. All cutting rotor drives are oil-immersed spur gears.



SpeedSharp knife sharpening system


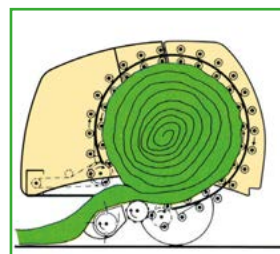
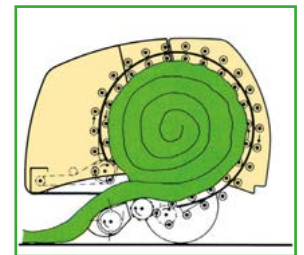
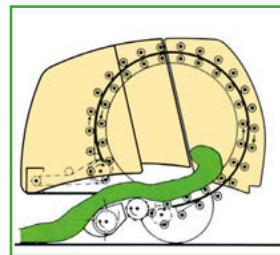
The new SpeedSharp technology from KRONE sharpens the entire set of knives on the forage wagon automatically and in no time. No need to remove the knives from the machine! The system comprises a rotating shaft studded with spring-loaded and fan-shaped grinding discs. The knife bank and the SpeedSharp shaft fold out for the actual grinding.



Bellima – simply good

Buying a Bellima means buying KRONE's vast and gained in decades experience and expertise in baler manufacturing. We at KRONE know about farming. Our round balers operate around the world and have proven excellently in a wide variety of conditions. In addition to providing high bale densities, KRONE balers are extremely robust, simple by design and perfectly specified. Last but not least, they offer superior operational reliability.

- An enclosed bale chamber minimizes fragmentation and dust
- Endless slat-and-chain elevator: excellent performance in silage, hay and straw without bales ever stopping. Produce dense and heavy bales that maintain their shapes!
- Low power requirement
- The straightforward design minimizes maintenance and maximizes longevity
- Minimum number of drive chains and sprockets



Technical Data

Bellima

Model	Bellima F 125	Bellima F 130
Bale diameter	1.20x1.20 m (3'11"x3'11")	1.20x1.20 m (3'11"x3'11")
Pick-up width (DIN 11220)	1,400 (4'7")	1,400 (1,800) (4'7"(5'11"))
Power requirement (approx.) kW/hp	25/34	25/34




KRONE Mini-Stop – More bales per hour

Only from KRONE: bale ejector and crop trap in one! While the tailgate is still closing after ejecting the last bale, the baler can start collecting material for the next bale. That means up to 6 bales/ hour more!

Simple and high quality: There is nothing to hide in here! No mass of complicated chains and wheels! Simple and straightforward design is a plus, meaning longer service life and less downtime.



Feeds in everything: a high-performance rake backs up the wide pick-up on KRONE balers. The feeder rake continuously and reliably feeds the collected material from the pick-up tines into the bale chamber resulting in good solid bales.




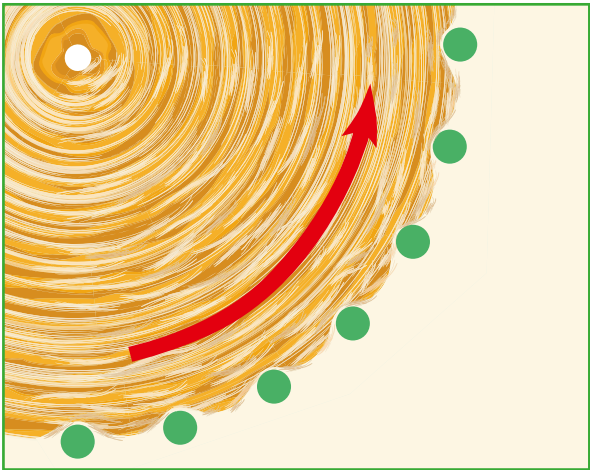
Getting a grip on things: the chain and slat elevator consistently keeps the bale turning even in the most difficult of baling conditions. Stoppages while baling are not an issue for the Bellima! It goes without saying: automatic elevator tensioning, of course!



Combi Pack

Combi Pack 1250 is a fixed-chamber round baler wrapper that produces 1.25 m (4'1") diameter bales whilst the variable chamber model forms 1.00 m-1.50 m (3'3"-4'11") diameter bales. The individual baling and wrapping cycles are sequenced automatically and smoothly.

- The first fully integrated baler wrapper on the market 
- All cycles are fully automated
- Pick-up work width is 1.95 m (6'5") for high workrates and absolutely clean gathering
- The MultiCut rotor cutter features up to 17 knives for highest bale densities
- Integral wrapper with orbiting twin arm
- The film dispenser applies 500 mm (1'8") and 750 mm (2'6") film, stretching it between 50% and 75%
- Standard specification: The tandem axle and large flotation tyres




Keep on rolling – as the slats mesh with the crop, they ensure the bale rotates without stopping in all crop conditions, even in dry and brittle straw. This is the single big advantage of the slat-and-chain elevator.

Technical Data

Combi Pack baler wrapper combination

Model	1250 (Fixed chamber)	1500 V (Variable chamber)
Bale diameter	1.25 m (4'1")	1.00 m - 1.50 m (3'3" - 4'11")
Pick-up width (DIN 11220)	1,950 mm (6'5")	1,950 mm (6'5")
Max. no. of knives	17	17
Power requirement (approx.) kW/hp	43/60	51/70



Massive and powerful: The powerful rotor cutter provides high feed capacities, smooth crop flow and effective pre-compression of crops. Double tines in helical arrangement ensure a high cutting frequency and reduce load peaks on the rotor as the crop is cut 'sequentially'.



How an innovation is formed – KRONE Combi Pack. Introduced to the market as early as 1996, this baler wrapper soon proved profitable as it freed one tractor in the harvest chain, which normally operated the wrapper.

Another advantage is its versatility and flexibility, because the KRONE Combi Pack 1500 features a variable bale chamber with slat-and-chain elevator that ensures positive bale rotation.

NEW




Fortima – dependable in all conditions

High versatility and high utilization are the parameters that are key for a cost-effective baling. Fortima round balers meet all needs and requirements. The new Fortima F 1600 fixed chamber baler produces 1.55 m (5'1") bales.

- Fortima F 1250 with 1,25 m (4'1") diameter bales
- **NEW:** Fortima F 1600 for 1.55 m (5'1") diameter bales
- V 1500 and V 1800: The variable bale chamber produces 1.00 to 1.50 m (3'3" to 4'11") or 1.00 to 1.80 m (3'3" to 5'11") diameter bales
- The chain-and-slat elevator excels in even the most difficult conditions
- Camless EasyFlow pick-up boosts throughput at reduced wear and tear
- Selectable MultiCut cutting system with 17 knives
- QuattroSpeed – the new twine tying system with four threads
- Well-proven net wrap system for even higher throughputs



TIM Tractor Implement Management system
Fortima controls the tractor



Variable bale chamber (V 1500 and V 1800): The two endless chain elevators form high-density bales.



Fixed bale chamber (F 1250): The fully enclosed bale chamber with its endless chain elevator provides for high densities and avoids fragmentation.



Fortima

NEW


Model	F 1250 (MC)	F 1600 (MC)	V 1500 (MC)	V 1800 (MC)
Bale diameter	1,25 m (4'1")	1,55 m (5'1")	1,0 - 1,5 m (3'3"-4'11")	1,0 - 1,8 m (3'3"-5'11")
Pick-up width (DIN 11220)	2,05 m (6'9")	2,05 m (6'9")	2,05 m (6'9")	2,05 m (6'9")
Max. no. of knives	17	17	17	17
Power requirement (approx.) kW/hp	36/50	40/55	36/50	40/55



EasyFlow is a camless pick-up. The benefits are obvious: A simple assembly uses fewer moving parts than controlled pick-ups with cam tracks and gives extremely quiet running, which results in reduced wear and therefore less maintenance and fewer service costs. EasyFlow – a powerful system that leaves nothing behind.



EasyFlow with feed rotor



Rugged rotor, excellent cut: Measuring 530 mm (1'9") in diameter, the cut-and-feed rotor boasts a particularly high feed capacity. Its double tines are arranged in chevron formation and pull the material consistently through the knives, reducing load peaks on the rotor as the crop is cut 'sequentially'.



The Beta terminal
The Beta terminal offers icon based navigation and shows the current bale diameter, triggers the wrapping cycle either automatically or manually, sets and controls the number of wraps and shows bale counts as well as retrieves valve and sensor functions.



The CCI 200 terminal
The CCI terminal offers all functions that are available from the Beta terminal plus compatibility with ISOBUS implements of other makes. The colour touch-screen, high-quality controls, a shut-off key that stops all current electric functions as well as inputs for an extra joystick (AUX) and a CCTV camera provide a very high standard in operator comfort.



Comprima – the professional league

A new benchmark: buying Comprima means buying into KRONE's extensive experience and expertise in baler manufacturing. After all, KRONE knows about farming. Comprima boasts a host of innovative features, including the camless EasyFlow pick-up and the new NovoGrip elevator, which is made up of rubber treaded fabric belts and horizontal slats. The new system leads to a dramatic increase in bale densities and throughputs while providing smoother running as well as reducing wear and maintenance.

- Three chamber systems:
fixed chamber – semi-variable chamber – variable chamber
- F 155: Semi-variable chamber provides
6 different bale diameters (1.25 m - 1.50 m) (4'1" - 4'11")
- Camless EasyFlow Pick-up
- NovoGrip belt and slat elevator
- XC 17 and XC 26 cutters and fold-down floor
- The versions V 210, CV 210 form up to 2.05 m (6'9")
diameter bales for higher throughputs Comprima CV 210 was
awarded the Agritechnica 2011 Silver Medal



TIM Tractor Implement Management system
Comprima controls the tractor



Comprima round baler

Model	Fixed chamber F 125 / F 125 XC	Semi-variable chamber F 155 / F 155 XC
Bale diameter	1.25 m (4'1")	1.25 m - 1.50 m (4'1" - 4'11")
Pick-up width (DIN 11220)	2,150 mm (7'1")	2,150 mm (7'1")
Power requirement (approx.) kW/hp	48/65	51/70






Comprima F 155 and F 155 XC with semi-variable baling chamber won the DLG gold medal in 2007. This is




the first round baler on the market that operates on the fixed chamber principle whilst producing bales of variable 1.25 m (4'1") to 1.50 m (4'11") diameters. Combining the functions of both fixed and variable chambers, the semi-variable chamber is a unique system in the world of farming. Relying on the new NovoGrip system, the design combines quiet running with high baling pressure. The rotor on the Comprima balers feature up to 26 knives.



The new Comprima CV 210 

- Bale diameters: 1.00 - 2.05 m (3'3" - 6'9")
- Bale diameters in wrapped silage: 1.00 - 1.70 m (3'3" - 5'7")
- Automatic adjustment of dispenser clearance



KRONE Easy-Flow:

The camless Pick-up picks up the crop at a width of 2,150 mm (7'1") (DIN 11220). Operating at a 30% higher speed, the unit increases the machine's capacity and maintenance is reduced.



Metal slats combine with endless rubber/fabric belts: This is the ideal combination for highest densities in straw, hay and silage. The system relies on an extremely high belt tension that transfers the drive power on to the bale.



Variable chamber

V 150 / V 150 XC	V 180 / V 180 XC	V 210 / V 210 XC	CF 155 XC	CV 150 XC	CV 210
1.00 m - 1.50 m (3'3" - 4'11")	1.00 m - 1.80 m (3'3" - 5'11")	1.00 m - 2.05 m (3'3" - 6'9")	1.25 m - 1.50 m (4'1" - 4'11")	1.00 m - 1.50 m (3'3" - 4'11")	1.00 m - 2.05 m (2'11" - 6'9") (baling) 1.00 m - 1.75 m (3'3" - 5'9") (wrapping)
2,150 mm (7'1")	2,150 mm (7'1")	2,150 mm (7'1")	2,150 mm (7'1")	2,150 mm (7'1")	2,150 mm (7'1")
51/70	59/80	66/90	74/100	74/100	81/110



Comprima X-treme – Uncompromising baling


Comprima X-treme – made for continued performance and longevity. A Comprima X-treme measures up to any challenge.

- Semi-variable chamber for 1.25 - 1.50 m (4'1" - 4'11") bales i
 - Variable chamber for 0.90 - 1.50 m (2'11" - 4'11") bales
 - Extra strong and camless EasyFlow pick-up with castoring gauge wheels
 - Extra strong XC cutting system with lowering knife drawer – 17 or 26 selectable knives
 - Extra strong and grippy NovoGrip belt-and-slat elevator
 - Extra strong drivelines
 - Active net & film wrap system for highest quality silage
 - Comprima CF 155 XC and CV 150 XC – high-performance baler wrappers for up to 1.50 m (4'11") diameter bales
 - **ICAN**
computer assistance network
- TIM - Comprima controls the tractor
Tractor Implement Management



NovoGrip:
To form high-density and well-shaped bales, NovoGrip relies on an endless elevator, the slats of which mounting in rubber/

fabric belts. The extra wide and strong fabric belts that are used on the Comprima X-treme models provide the durability and load capacity necessary to handle the heaviest silage.




Comprima round baler	Semi-variable chamber	Variable chamber
Model	F 155 XC X-treme	V 150 XC X-treme
Bale diameter	1.25 m – 1.50 m (4'1"-4'11")	1.00 m – 1.50 m (3'3"-4'11")
Pick-up width (DIN 11220)	2,150 mm (7'1")	2,150 mm (7'1")
Power requirement (approx.) kW/hp	51/70	51/70





Strong drive chains

The strong 1½" chains withstand extreme loads. Spring-loaded chain tensioners are in place to reduce maintenance and enhance the service life of the chains.



The EasyFlow

pick-up on the X-treme

models was beefed up to cope with the most difficult and challenging conditions. The pick-up and the rotor cutter have merged to form one compact and integrated unit. The large intake and the close arrangement of the pick-up and the rotor cutter combine to boost the machine's overall intake capacity and ensure a consistent flow of crop in wet silage, hay, straw and short material.



F 155 X-treme – VarioBale:

The optional hydraulic density and bale diameter adjusting system offers superior operator comfort and compares with the functionality of a 'real' variable chamber round baler.

Baler wrapper combination

CF 155 XC X-treme

1,25 m – 1,50 m
(4'1" - 4'11")

2.150 mm (7'1")

74/100

CV 150 XC X-treme

1,00 m – 1,50 m
(3'3" - 4'11")

2.150 mm (7'1")


74/100



Ultima[®]: Non-stop, top-notch

Ultima[®] is the world's first baler wrapper that is able to continue collecting crop while the finished bale is being transferred to the wrapping unit. This non-stop operation is facilitated by a pre-compression chamber, which collects and pre-compresses the incoming crop while the previous bale is being tied or net wrapped and transferred to the wrapping unit. This design increases the bale count per hour by up to 50% over bale counts on established round baler wrapper systems. The semi-variable bale chamber produces 1.25 m – 1.50 m (4'1" - 4'11") diameter bales.



- The world's first NON-STOP baler wrapper operates fully automatically 
- Bales, wraps and unloads the bale on the move
- Produces up to 50 % more bales per hour
- achieves highest bale densities through its special pre-compression technology
- Offers superior comfort and fully automatic processes
- Has its own on-board hydraulic system
- Produces variable 1.25 m - 1.50 m (4'1" - 4'11") diameter bales
- Offers versatile use in silage, hay and straw
- features a hydraulic artic drawbar for better ground clearance



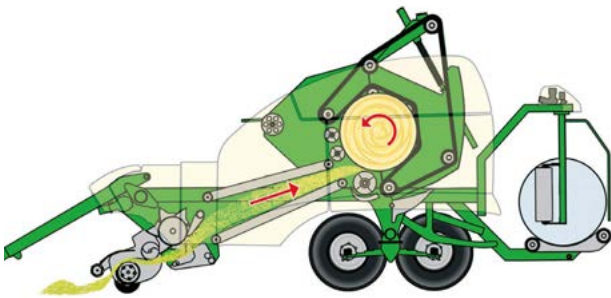
Uses the Tractor Implement Management system (TIM), which controls crop flow and bale densities, with the baler actually controlling the tractor's ground speed

Working at ease:

Operator comfort is a key issue during those long working days and nights. The CCI operator terminal provides a clear user interface and updates the operator on all current machine operations and allows him to interfere instantly as required. The TIM Tractor Implement Management system takes strain off the operator and automatically controls the tractor's ground speed.

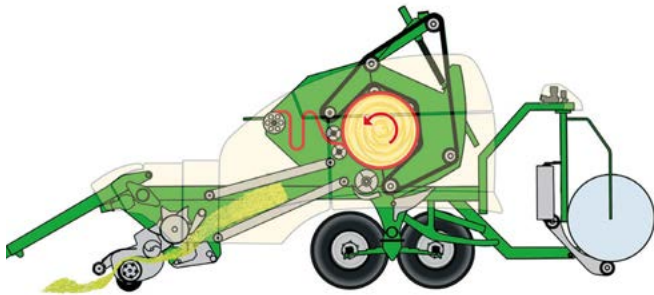
Ultima[®]

Model	Ultima [®]
Bale diameter	1,25 - 1,50 m (4'1" - 4'11")
Pick-up width (DIN 11220)	2,15 m (7'1")
Max. no. of knives	26
Power requirement (approx.) kW/hp	105/143



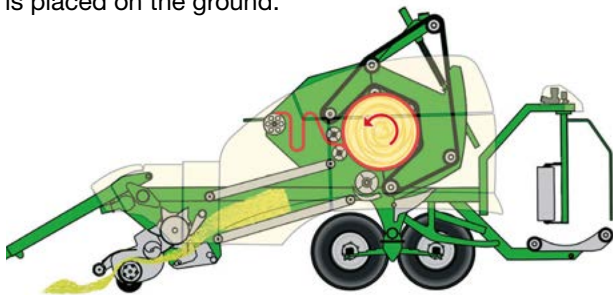
The baling cycle

The material flows from the pick-up to the tapering conveyor belts which form the pre-compression chamber and feed it to the empty semi-variable bale chamber. Here, the NovoGrip system forms the material to high-density round bales. Then, the bale is transferred to the wrapper for film wrap, if this is desired.



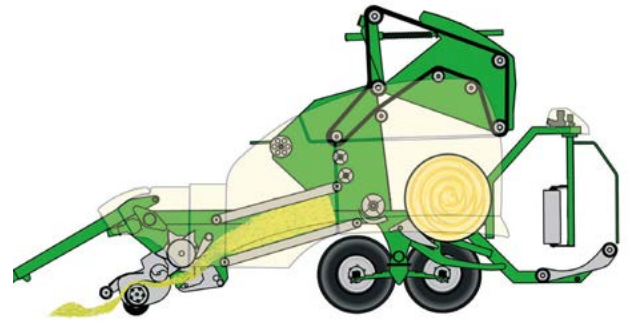
The pre-compression cycle

The pre-compression cycle starts when the bale inside the chamber nears completion. Two conveyor belts in a conical arrangement reverse briefly, feeding the crop a short way back to the rotor cutter – a procedure that ensures a smooth start of the net wrapping cycle. As the rotor cutter continues feeding more crop to the belts, the material is being compressed. At the same time, film wrapping is completed and the finished bale is placed on the ground.



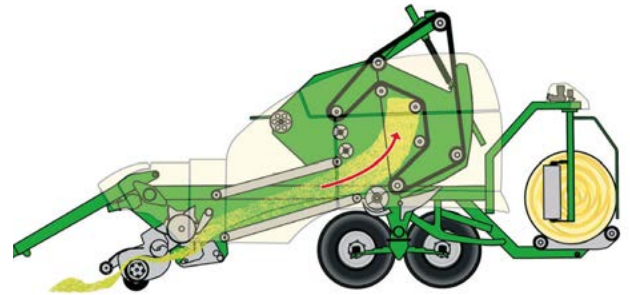
Net wrapping

While the net is being applied, the rotor continues feeding material to the bale chamber, compressing it as it does so. In high-volume crop, the bottom belt lowers to increase the capacity of this pre-compression area.



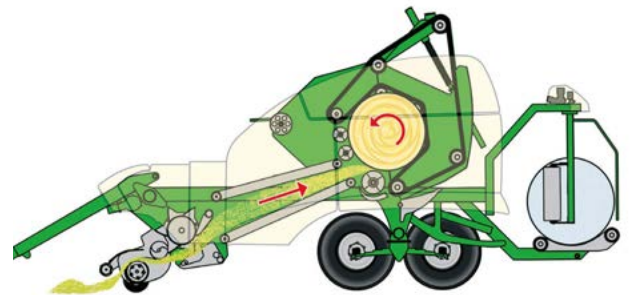
Transferring the bale to the wrapper

Once the net wrapping cycle is completed, the finished bale is transferred to the wrapping table, where the wrapping cycle starts. During the transfer phase, incoming crop is being reversed by the belts and compressed as the rotor cutter continues feeding more crop to the bale chamber. This way, the belts actively support the baling cycle.



Releasing material into the bale chamber

When the rear door closes, the belts start feeding the material to the bale chamber. The starter roller, which is arranged between the baling chamber and the conveyor belts, lowers to clear the way into the baling chamber and allowing the material to flow into the chamber. The NovoGrip belt-and-slat elevator starts rolling the material.



Forming a new bale

As soon as the pre-compressed material flows into the bale chamber, the bottom belt and the starter roller are raised and the pick-up continues collecting material and feeding it to the belts, which continue conveying it to the bale chamber, where the next bale is growing in size whilst the previous bale is being finished on the wrapping table.



BiG Pack – HighSpeed

KRONE BiG Pack HighSpeed gives you the edge over your competitors, because this machine manages up to 20% higher throughputs at those consistently high densities that are typical for BiG Pack. Bale up to 25% heavier and rock-hard bales with BiG Pack 1290 HDP or tie up to nine small bales into one large square bale with the MultiBale system. KRONE always offers innovations that you simply won't find anywhere else.


- **HighSpeed:** Higher-capacity VFS system for 20% higher throughputs
- **HighSpeed:** More piston strokes make harder bales and boost capacities
Available on many models
- **HighSpeed:** New plastic panels enhance access to all components. Twine boxes open without tools.
- **HighSpeed:** New LED lights are standard and illuminate the inside of the machine
- **HighSpeed:** New colour touchscreen terminal offers superior operator comfort



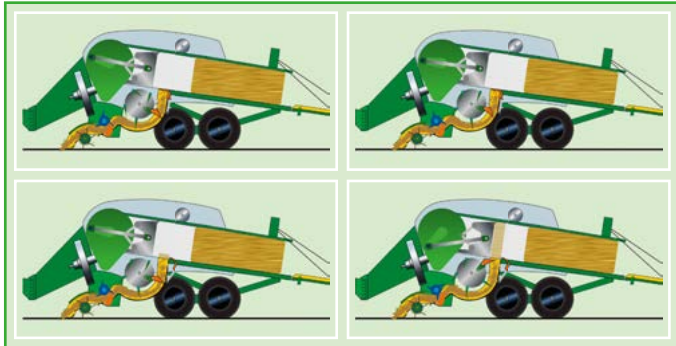
ISOBUS electronics come as standard specification on all our BiG Pack models, which are operated either from the Gamma Terminal (not BiG Pack HighSpeed), the Delta Terminal or the ISOBUS compatible CCI Terminal as well as from any ISOBUS tractor terminal.

BiG Pack HighSpeed

Model	BiG Pack HighSpeed 890	BiG Pack HighSpeed 890 XC	BiG Pack HighSpeed 1270	BiG Pack HighSpeed 1270 XC
Bale size (width x height)	800 x 900 (2'8" x 2'11")	800 x 900 (2'8" x 2'11")	1.200 x 700 (3'11" x 2'4")	1.200 x 700 (3'11" x 2'4")
Pick-up width (DIN 11220)	1.950 (6'5")	1.950 (6'5")	2.350 (7'9")	2.350 (7'9")
Max. no. of knives	–	16	–	26
Power requirement (approx.) kW/hp	90/122	95/130	93/127	100/136



Active pick-up with powered feed roller



Making rock-hard bales

The VFS variable filling system from KRONE produces rock-hard and well-shaped bales even from thin swaths and at slow forward speeds. The VFS principle relies on a system of packer and feeder rakes, which feed the material into the pre-compression chamber where it builds up to receive an initial compression. After this pre-compression chamber is packed with material, the feeder rake feeds the material into the baling chamber.



BiG Pack HighSpeed – baling at two different pto speeds

KRONE BiG Pack HighSpeed enables you to adapt to any situation and application. In big swaths you operate your BiG Pack baler at 1,000 rpm and 45 strokes per minute whereas in low-yielding crop you can reduce pto speed to 800 rpm and the stroke frequency to 36 to produce rock-hard bales while saving on fuel.

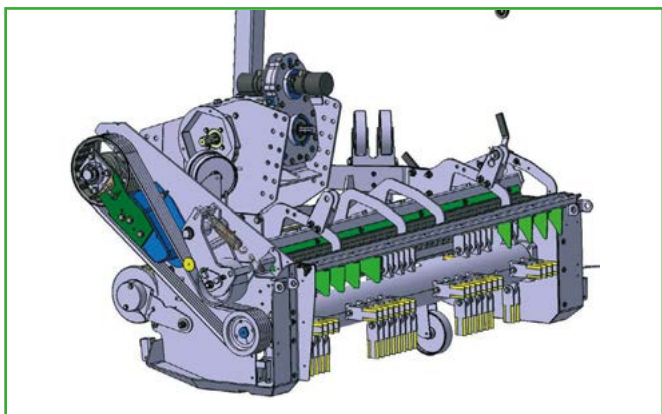
Rock-hard bales

HDP – High Density Press – is KRONE's new magic formula to achieve high-density bales. Featuring a 120 x 90 cm (3'11" x 2'11") and an extra long baling chamber, KRONE BiG Pack 1290 HDP delivers a new dimension of bale density. Bales produced by a HDP baler are 25 % heavier than bales from a traditional big baler.

BiG Pack HighSpeed 1290	BiG Pack HighSpeed 1290 XC	BiG Pack HighSpeed 1290 HDP	BiG Pack HighSpeed 1290 HDP XC	BiG Pack 1290 HDP II	BiG Pack 1290 HDP II XC	BiG Pack HighSpeed 4x4	BiG Pack HighSpeed 4x4 XC
1.200x900 (3'11" x 2'11")	1.200x900 (3'11" x 2'11")	1.200x900 (3'11" x 2'11")	1.200x900 (3'11" x 2'11")	1.200x900 (3'11" x 2'11")	1.200x900 (3'11" x 2'11")	1.200x1.300 (3'11" x 4'3")	1.200x1.300 (3'11" x 4'3")
2.350 (7'9")	2.350 (7'9")	2.350 (7'9")	2.350 (7'9")	2.350 (7'9")	2.350 (7'9")	2.350 (7'9")	2.350 (7'9")
–	26	–	26	–	26	–	26
105/143	112/152	140/190	147/190	170/231	190/258	135/184	140/190



PreChop –
for chopped straw bales



PreChop:

PreChop is the integral pre-chopper for the KRONE BIG Pack 1270 XC, 1290 XC und 1290 HDP XC big baler ranges. Equipped with 96 rotary knives and two fixed counter banks of knives in a staggered arrangement, the unit chops the crop to nominal lengths of 21 mm (0.8"). More than that, PreChop defibrates the stem visibly. The defibrated crop flows smoothly through the baler and is baled into well-shaped bales that are easy to handle.

X-Cut:

Select 16 or 26 knives to achieve nominal cutting lengths of 44 mm. The knife selection system is standard fit. The feed tines are arranged in a V pattern and have wide Hardox steel plates to provide finest cuts, highest throughputs and maximum longevity.



The 'pull-out drawer'

The X-Cut cutting system uses two knife beds, one housing 8 knives, the other housing 13 knives. To swap blades, the operator simply lowers the beds hydraulically and pulls the beds or 'split dawsers' out to the side.



Weighing the bales

Four weighing cells are integrated in the bale chute and determine the bale weight down to an accuracy of ± 2%. The reading is displayed on the terminal screen.




BiG Pack HDP II

Achieve up to 70% higher throughputs and 10% higher bale densities over the existing BiG Pack HDP – these were the ambitious R&D goals for BiG Pack HDP II. They were achieved by implementing the patented 8-double knotter system – a unique system the world over.

Perfect knots at all times

Holding extremely high-density and well-shaped bales that are produced at very high ground speeds is a challenge for the twine, especially when the crop has a high tendency to expand. Therefore KRONE in conjunction with Rassepe developed a brand new and patented knotter system especially for the BiG Pack HDP II. This system comprises eight slim double knotters. The individual threads are exposed to minimum pull and thus can hold denser packs.



Boosting pto speed:

The new intermediate gearbox on the drawbar boosts the pto speed to 1,180 rpm, maximizing the utilization of the flywheel's inertia as well as the overall baler performance.



Hydraulic rams:

The twine boxes fold hydraulically and conveniently from the cab for easy refill and access to the service points.



BiG M

High-capacity mower conditioner

A pleasure to work with! Thousands of these machines have cut millions and millions of acres all over the world – from Bavaria to Japan and California. We know what matters and place the most stringent demands on the quality of forage. As a result, our machines deliver outstanding efficiency and optimum conditioning. The new BiG M 420 is clearly the number one in the ranks of professional machinery. The machine is available with a choice of conditioner versions to offer users full flexibility to go out in any condition. As such it is the perfect all-round machine, which spreads or swathes the crop as required.

- BiG M 420 with MAN engine
- Fully welded & heavy-duty cutterbar
- Separate shear-bolt protection for each disc
- Integral merger option on BiG M 420, standard on BiG M 500
- Finger-tip controlled merging or spreading
- optional ISOBUS autoguidance system (awarded with Agritechnica 2011 Silver Medal)



BiG M High-capacity mower conditioner

Model	BiG M 420 CV	BiG M 420 CRI	BiG M 420 CM	BiG M 500 CV
Engine output at 1,800 rpm (ECE R120) kW/hp	311/423	311/423	311/423	382/520
Cubic capacity	10,5 l	10,5 l	10,5 l	12,4 l
Conditioner	V-tines (steel)	Rubber or steel rotors	Flail topper	V-tines (steel)
Work width (approx.) mm	9,720 (31'11")	9,000 (29'6")	9,000 (29'6")	13,200 (43'4")



Winner of the DLG silver medal in 2007

This disc overload protection system relies on a shear pin and the disc's ability to resist out-of-balance forces. When the disc hits an obstacle in the field this system offers protection and peace of mind. Upon impact, a roll pin breaks and the shock load is not transferred to the driveline. As the pin breaks, the disc jacks up on the threaded drive pin and clear out of danger and away from the neighbouring discs. Large taper roller bearings ensure superior service life and provide a perfect driveline.



It's intensive:

V-type steel tines at steep angles and an adjustable baffle plate give effective treatment, reduce wear and adapt to the current crop conditions.





The optional swath merger (standard specification on BiG M 500) gives users greatest flexibility, because it is able to merge, windrow and spread the crop – fully controlled from the cab as specified.

Wider, quieter, brighter:

The new KRONE BiG M cab with generous glazing and slim posts offers a perfect overview on all mowers. Besides, its double floor leads to a significant reduction in noise. Powerful H3 work lights turn nights into days. The lights may be replaced by optional Xenon lights.

The utilization of the unit can be boosted by using the CM conditioner with 9.00 m (29'6") working widths. The flail toppler from our system partner Van Wamel B.V. is available as optional specification.






Option:

The two side mowers are available with separate hydraulic spring suspension. We offer a separate spring suspension system for each side mower. The hydraulic system is particularly useful in lucerne and allows operators to alter the ground pressure on the side mower when cutting lodged crops. Innovative technology for best results.



Hydraulic sideshift function on the front mower:

The front unit shifts 25 cm (9.8") to either side and allows BiG M 420 to achieve an overlap of up to 50 cm (1'8") and eliminate any risk of striping, even on steep slopes.



Option:

FlexiCut hydraulic height control. FlexiCut allows the operator to control the cutting height steplessly within a range of 30-70 mm (1.2"-2.8"). The system is operated conveniently from the cab stores two settings for direct retrieval. For operators to work at ease!



New cooling system with active dust exhauster:

The large radiator with rotary screen translates into maximum cooling capacity. The air is inducted from the top for less contamination and cleaning. The rear door and the side panel swing up easily for easy access to the ancillary.



KRONE TX – the fast lane to success

The KRONE TX forage transport wagons tap into a decade long experience of manufacturing forage wagons and commercial trailers. Filling a KRONE TX from the forage harvester is as easy as it can get. Also, the machine offers a tremendous capacity and gives swift road travel as well as speedy unloading on the clamp. A benchmark in the industry, a KRONE TX cuts your costs and boosts your productivity.



- Up to 56 m³ (1,978 ft³) capacity (DIN 11741)
- Sloping steel floor at the front for increased machine capacity and stability
- Single frame design for a low dead weight and high payload
- Optional discharge rollers
- Flared tail- and headboards for easier and loss-free filling
- Articulated drawbar with hydraulic control lowers the machine's front end for a larger filling angle
- Extremely powerful roller chain to drive the chain-and-slat floor:
Up to 34 m/min advance on the TX 460 and TX 560
Up to 17 m/min advance on the TX 460 D and TX 560 D
- Double chain-and-slat floor uses 14 x 50 mm (0.6" x 2") round steel chains
- Conical load space for easy unloading
- Hydraulic auto-level axles



A KRONE exclusive

The bespoke single frame design with the sloping bed at the front reduces the machine's dead weight whilst increasing its payload.


Its low centre of gravity provides TX with an enormous stability on the slope and when travelling around bends. Its capacity increased by approx. 2 m³.



Larger load space

Launching the TX range, KRONE introduces a world-first innovation on a forage transport wagon – a sloping chain-and-slat floor. As the floor slopes to the front end, it forms a ‘pocket’, which collects the material that is flowing into the machine during the initial loading phase, thereby increasing the machine’s overall capacity and the tractor’s rear wheel traction. The low centre of gravity improves the machine’s stability on the slope, both when working in the field as well as when travelling at speed on public roads.

The articulated drawbar with its hydraulic ram is a true innovation. The technology tilts the machine towards the tractor as this is following the forager, enabling easier filling. More than that, it increases the machine’s ground clearance when it is travelling in deep ruts. The slim drawbar with ball hitch is nitrogen dampened and offers superior ride stability. The transparent headboard offers an excellent view of the load.



Investment with a purpose:

A reasonably specified machine helps you finish the job faster. KRONE developed a mobile ejector wall for its forage transport wagons that ensures the machine is emptied quickly and thoroughly. Further options include crop covers, weighing systems, extra lights and reflective contour markings which improve effectively the machine’s functionality, safety and visibility.

Technical Data

TX forage transport wagons

Model	TX 460	TX 460 D	TX 560	TX 560 D
Capacity DIN 11741 m ³	46	46	56	56
Power requirement (approx.) kW/hp	89/120	89/120	111/150	111/150

NEW

NEW: LaserLoad – laser controlled auto-filling even with the trailer following behind the forager



**VariStream
INSIDE**

BiG X 480 / BiG X 580 – SP precision-chop forage harvesters


Bring down the proven high-capacity features to the smaller BiG X models so these deliver the same premium quality of chop – this was the R&D goal for the new BiG X range. Before the development work started, KRONE analysed the relationship between engine output and cutterhead width on the one hand and quality of chop on the other. After all, it's the results that count. And to achieve consistently good results, it is necessary to transform the entire crop flow system from the intake to the spout into an integrated system where all components are tuned in to interact with precision.

- BiG X 480 with 489 hp – BiG X 580 with 585 hp
- 6 pre-compression rollers provide maximum compression and ensure highest-quality cuts
- Tuning the crop flow components to engine power: Modified cutterhead for highest quality chops (630 mm wide, 800 mm diameter)
- KRONE VariStream spring-loaded cutterhead floor and spring-loaded crop accelerator backplate for a continuous crop flow
- Optional 40-knife Biogas cutterhead and disc conditioner
- BiG X 480 with optional four-wheel drive
- 40 km/h (25 mph) Bosch-Rexroth wheel motors with customizable ASC
- Independent wheel suspension for maximum manoeuvrability
- Compact 3 m road width when fitted with 710/70 R 42 front tyres



Direct driveline – full throttle:

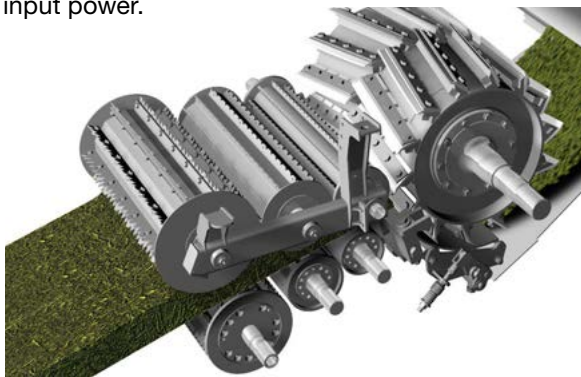
The transversely mounted MTU engine allows the hydro pump, the cutterhead, the crop accelerator as well as the header and intake pumps to take the engine power efficiently off poly V-belts – a concept that eliminates the need for a power-take off gearbox. All crop flow components are activated by operating a belt tensioner.



NEW

The drums that deliver:

Customers can choose between the 630 mm (2'1") drum for long-stalk crop, the standard drum and the Biogas drum. KRONE tests have shown that the best quality of chop is to be achieved by smaller-powered foragers when these have a narrower chopping drum. This ensures the thickness of the mat ahead of the knives compares to that which is achieved by the higher-capacity foragers with 800 mm (2'8") drums. Also, the cutterheads on the BiG X 480 and 580 models with knives in a chevron arrangement make for an excellent crop flow and less input power.



Better pre-compression means better quality of chop:

Six pre-compression rollers and a 820 mm (2'8") clearance between the leading roller with metal detector and the opposite knife not only enhance the pre-compression effect but also the degree of protection from metal objects. The hydraulic drive system allows operators to vary the length of chop manually or automatically relative to the maturity of the crop via the patented KRONE AutoScan system.



Better ride from independent wheel suspension at the rear:

The hydraulic driveline provides infinitely variable speed changes and combines with the independent wheel suspension for great manoeuvrability and best view behind.

Travelling at 40 km/hr (25 mph) on public roads with a 12-row EasyCollect corn head attached to the machine is absolutely legal now. BiG X actually travels ahead of the haulage chain. 710/70 R 42 tyres bring the machine's width down to 3 m (9'10") for safe travel on narrow and high-traffic roads.

Technical Data

BiG X Self-propelled forage harvester


		NEW	NEW
Model		BiG X 480	BiG X 580
Power (to 97/68/EG standard)	kW / hp	360/489	430/585
Max. chopping power in X Power mode	kW / hp	335/455	405/551
Cubic capacity		12,8 l	15,6 l
No. of knives		20, 28, 40	20, 28, 40, 48



BiG X 600 / 700 / 850 / 1100

Setting trends. The agricultural industry is one of the fastest growing industries in the world. For that reason, KRONE set new standards when it built the first 1,000 hp+ forage harvester. These machines increase your leverage as you adjust engine output to the current field conditions.

- **NEW:** AutoCalibrate – automatic calibration of the yield metering system
- **NEW:** LaserLoad – laser controlled auto-filling even with the trailer following behind the forager
- **NEW:** AutoStop – the anti-blockage system
- 6 pre-compression rollers for superior quality of chop
- Large 800 mm (2'8") chopping cylinder
- 660 mm (2'2") diameter drum for smoothest running
- Corn Conditioner – 250 mm (9.8") diameter roller for perfect kernel conditioning
- AutoScan: automatic maturity detection and standard chop length adjustment
- 'VariStream' variable crop flow control:
 - Even crop flow
 - Less fuel consumption
- MAN engines featuring the automatic KRONE Power Split output management
- optional ISOBUS autoguidance (awarded with Agritechnica 2011 Silver Medal)



This in turn takes innovative features such as six hydraulic pre-compression rollers, a massive chopping cylinder with up to 40 knives and the award winning VariStream crop flow system. Consisting of a spring-loaded floor beneath the chopping cylinder and a spring-loaded plate behind the crop accelerator, VariStream ensures blockage-free and smooth operation, even when the flow of crop is not uniform.

NEU: LaserLoad:
Anhäcksel-Ladeautomatik


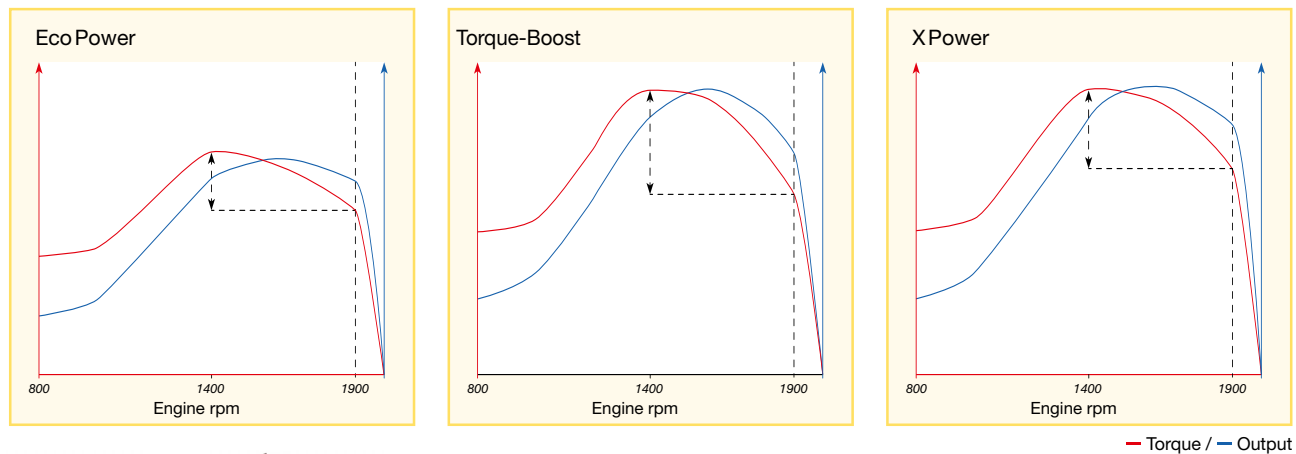


How much power do you need?

BiG X 600 / 700 TriPower / 850 / 1100: Advanced MAN engine technology delivers premium-level performance and economy. Common Rail injection and the single engine concept on all BiG X models translate into quiet running, low fuel consumption, high efficiency and lowest maintenance. The innovative KRONE Power Management

concept allows operators to choose between several engine modes. This way you can increase or decrease engine output to current requirements.

BiG X 700 mit TriPower technology:



KRONE Corn Conditioner cracks every kernel:

The 250 mm diameter rollers give a larger friction surface than the smaller toothed rollers. The speed difference between the two rollers is 20% or 30/40% as an option when harvesting whole crop silage. The new disc conditioner has a 2.5 times larger friction surface. As a result, throughputs are higher and chop lengths are longer and the kernels receive the best possible treatment.



Technical Data

BiG X Self-propelled forage harvester

Model		BiG X 600	BiG X 700 TriPower	BiG X 850	BiG X 1100
Power (to ECE R 120 standard)	kW/hp	570/775	570/775	625/850	793/1.078
Max. chopping power in X Power mode	kW/hp	441/600	505/686	607/825	758/1.034
Max. chopping power in Eco Power mode	kW/hp	–	393/534	469/638	469/638
Cubic capacity		16,16 l	16,16 l	24,24 l	24,24 l
No. of knives		28	20, 28, 40	20, 28, 40, 48	20, 28, 40, 48



EasyCollect – Quality of chop starts at the header



NEW

NEW

NEW

NEW

NEW

NEW

Model	Work width	Design	Suited for
6000 FP	6.00 m (19' 8")	Double	Suits JD, CNH, Claas
603	6.00 m (19' 8")	Triple	BiG X 600-1100
753	7.50 m (24' 7")	Triple	BiG X 600-1100
903	9.00 m (29' 6")	Triple	BiG X 600-1100
1053	10.50 m (34' 5")	Triple	BiG X 600-1100
NEW 450-2	4.50 m (14' 9")	Double	BiG X 480-580
NEW 600-2	6.00 m (19' 8")	Double	BiG X 480-580
NEW 600-3	6.00 m (19' 8")	Triple	BiG X 480-580
NEW 750-2	7.50 m (24' 7")	Double	BiG X 480-580
NEW 750-3	7.50 m (24' 7")	Triple	BiG X 480-580
NEW 900-3	9.00 m (29' 6")	Triple	BiG X 480-580




Cutting at 6m - 10.5m (19'8" - 34'5") widths (8, 10, 12 or 14 rows), the new EasyCollect variable-row maize headers feature a genuinely new intake system with endless collectors that feed the crop with stems first to the chopping assembly. At KRONE, quality of chop starts up front!



EasyFlow – Pick-up without cam track



Choose between 3 m (9'10") or 3.8 m (12'6") work widths. The absence of a controlled cam track increases throughput by up to 30%. Six tine arms with tines spaced at 55 mm (2.2") ensure the crops are cleanly picked up no matter what the condition.



XDisc – The direct cut head



KRONE also offers the solution for harvesting whole crop silage: The XDisc direct cutting system works at widths of 6.20 m (20'4") and delivers ultimate and loss-free efficiency as the crop flows via a massive feed auger to the pre-compression rollers for an excellent quality of cut.



The KRONE **ICAN** guide

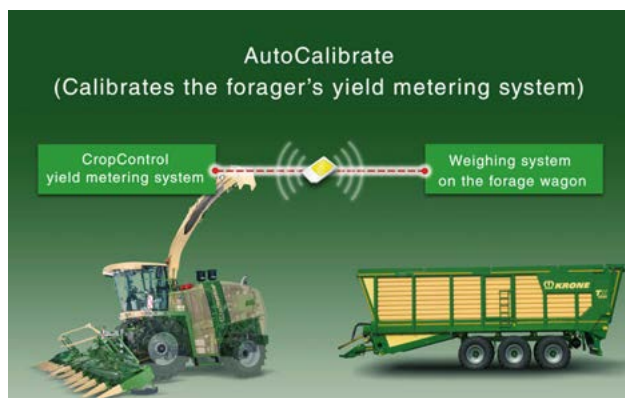
computer assistance network

Alpha-Terminal




AutoCalibrate – BiG X

AutoCalibrate is the optional remote calibration tool for the BiG X's yield metering system. The system relies on a weighing system that is installed to one of the trailers in the harvest chain. Both the trailer and the BiG X forager are equipped with data loggers that communicate their information via a mobile telephone network. Calibration takes place while the 'calibrating machine' is being filled. AutoCalibrate is very accurate and eliminates the trip to the weighing bridge – a first ever.



AutoScan – BiG X



This is an optical sensor that measures the crop's maturity and matches the chop length automatically to requirements.

AutoStop – BiG X

AutoStop uses the engine speed to determine the forager's current level of utilization and the load on the crop flow system. Should engine speed drop below 1,200rpm, AutoStop instantly stops the header, the intake system and pre-compression roller assembly, effectively preventing material from jamming up and causing blockages.

BiG Pack bale tagger

The bale tagger is a system that collects and stores information on every single bale including date, site and moisture level, providing full traceability for every bale and tagging it with information on where, when, by whom and for whom it was baled.



BiG Pack bale weighing system

The weighing system is integrated in the baler's rear chute where it measures and records the bale weights at an accuracy of $\pm 2\%$.



Data collection

Advanced sensor and measuring systems allow machine operators to collect and record all machine settings and yield data and to put a time stamp on each set of data. The information can be used for billing purposes and optimizing machine utilization.

Data communication

All data are communicated either via USB drives or the Internet. You import and export job data from the office PC and vice versa simply by clicking a button on the terminal. The data transfer process is secure and not accessible by third parties.

Beta-Terminal



Delta-Terminal



CCI.control.mobile

Universal Wi-Fi data communication technology for ISOBUS equipment and mobile devices such as tablet PCs.

EasyTrack – the ISOBUS autoguidance system on BiG X and BiG M

The self-propelled KRONE BiG X and BiG M harvesters are specified with Plug and Play technology to accept an ISOBUS compatible autoguidance system from a large number of different manufacturers. This allows the operator to concentrate on the machine and its settings and throughput levels.

CCI-Terminal

see „ISOBUS-Terminal“

Combi Float – EasyCut B 1000 CV

This automatic suspension control system maintains the ground pressure of the mowers when they are operating in offset position and in undulating fields.



Constant Power – BiG X

ConstantPower automatically adjusts the forage harvester's ground speed to the current load on the engine to utilize the machine to potential on the one hand and operating it at optimum fuel efficiency on the other.

EBS electronic braking option on ZX forage wagons

This is an advanced braking system for agricultural trailers, which improves the trailer's ride stability and reduces the risk of rollover and bouncing. The system has proven its worth millions of times in the commercial trailer industry and is now available on agricultural trailers as well.



Crop Control – BiG X

CropControl is an electronic system that determines yields fast and accurately for the operator to log his work comprehensively.

Moisture sensors on BiG Pack and Round balers

Moisture sensors determine the degree of moisture in every single bale and read it out on the display.

The KRONE **TCAN** guide

computer assistance network

FieldNav

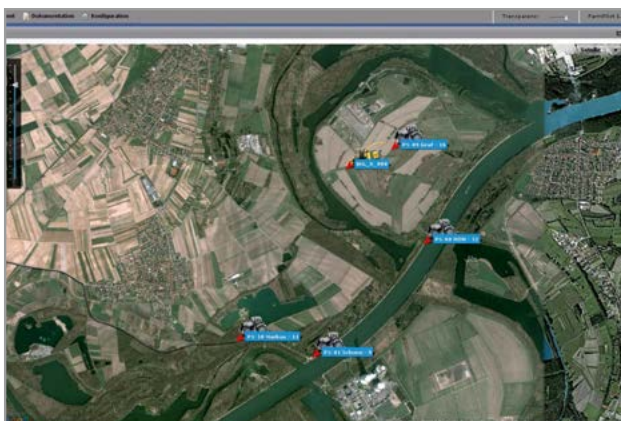
This is the navigation system for the farming world, which includes all farm tracks. The system is integrated in the CCI terminal, which is also serves as the operator interface.

Area metering

The area covered is recorded with the help of Geo Editor. The operator draws the field boundaries with the mouse on a bird's eye image of the field. He then needs to store the field boundaries only once and can retrieve the map for years to come.

Fleet management system

This system allows the individual operators within one forage chain to view each other on their terminals or smart phones. The system is of tremendous help for everybody involved in the harvest chain, because it dispenses with communicating by mobile phone or radio link with each other. All the operators have to do is follow the forager.



GSM Box

The GSM Box provides a data link by using a cellular system. The operator simply inserts a data storage SIM card and then transfers jobs and harvest data to the office PC and back to the machine via the GSM Box.

ISOBUS tractor terminal

The ISOBUS terminal has been developed by the CCI Competence Center ISOBUS initiative and is compatible with any machine of any make, provided it is specified to the ISO 11783 standard. The terminal dispenses with the need to install a different terminal to the tractor when swapping machines.



ISOXML

ISOXML is a standard data format, which is used to exchange data easily as they are compatible with a range of different software programs and any make and machine, e.g. field-plot files and billing programs.



LaserLoad – BiG X

The innovative LaserLoad system is the first system that allows directing the crop stream from the spout into the trailer. An outdoor laser scanner on the spout scans the trailer contours and controls the spout for stress-free and loss-free filling. The trailer may be travelling alongside the forager or following behind.



NIR – BiG X

The precise moisture sensing system inside the forager's spout uses near-infrared spectroscopy technology.



NIR AgriNIR equipment

Mobile forage sampler. Comprehensive, on-site and nearly real-time (delay 60 seconds as maximum) analysis of the forage. Samples the following data:

- Moisture level - Starch level
- Crude protein - Ash
- Crude fat
- ADF, NDF

ICAN Office Pack

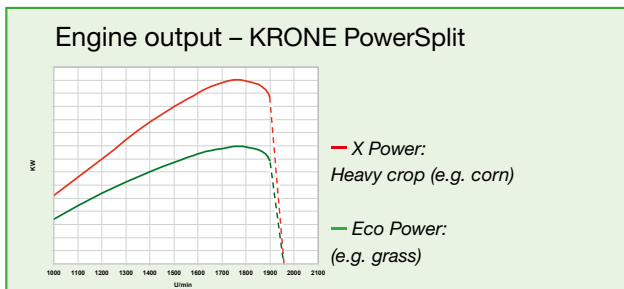
The comprehensive Agro Management System integrates all operational and billing data of the entire machine fleet and covers all aspects of farm management, including planning, job recording and billing. Its modular design offers the choice of upgrade to a bespoke contractor software package.

Power Load – ZX

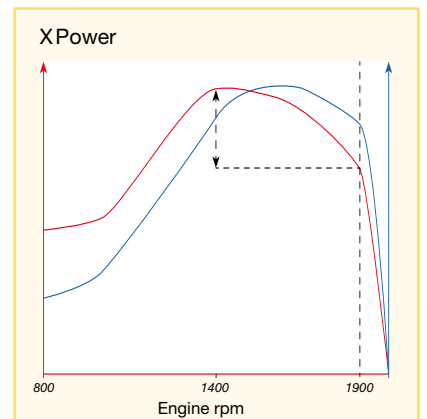
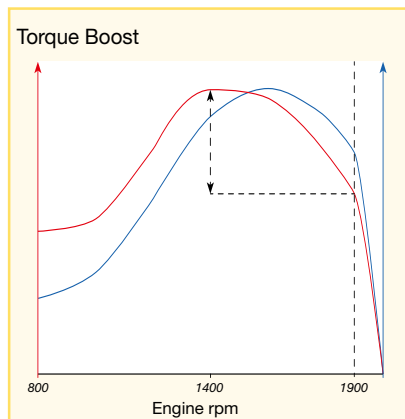
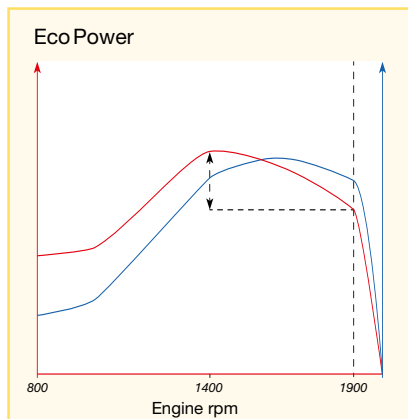
Powerload is the name of KRONE's new integral and intelligent ISO-BUS automatic loading system, which is now available on KRONE's ZX series forage wagons. The system comprises two sensors that measure the current crop volume in the load area as well as the pressure the crop exerts on the front wall as it is being filled into the machine. PowerLoad fills the forage wagon to optimum capacity.

Power Split – BiG X

This is an intelligent and electronic engine power management system, which varies the engine's output to match it to the current load by altering the power curve.



BiG X 700 with Tri Power technology:



— Torque / — Output

Rock Protect – BiG X

RockProtect protects the machine intelligently from damage by stones. It halts the pre-compression rollers automatically and within milliseconds after the RockProtect system detects a stone.

Section Control

KRONE SectionControl is the first fully automatic section control system for mowers and rakes that operates on the units relative to their current GPS position. Once activated, SectionControl lifts and lowers the relevant units on the headland.

TIM Tractor Implement Management

TIM means the implement controls the tractor. The KRONE Comprima and Fortima round balers will be TIM compatible in 2012, which means the baler will stop the tractor when the chamber is filled to capacity and automatically applies the net or the film and ejects the bale without interference from the operator.

MX, ZX and TX weighing system


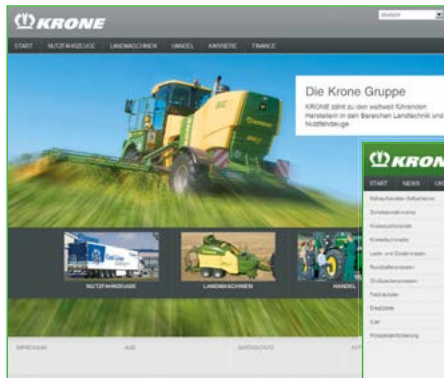
The KRONE MX, ZX and TX forage wagons with hydraulic axle assembly are available with a weighing system, which uses weighing pins to measure the machine load on the move. The system delivers an accuracy of ± 3 %.

WTK-ISOBUS Joystick

The extra joystick is a supplement to the terminal, enhancing operator convenience and ergonomics. Program the AUX joystick controls to your needs for fingertip operation and enjoy that extra level of operator comfort.



KRONE Internet



Discover the world at KRONE and browse through our website pages to find facts and figures and also new developments plus a wide range of services. Explore our website and find out how versatile the KRONE world is.



News

Click here to find up-to-the minute information about KRONE – from new product presentations to show reviews. Here you are at the pulse of KRONE life.



Products

Find extensive information on our full product range. This section holds everything you need – from video clips to manuals.



Sales organisation

Here you find a distributor in Japan as well as your local KRONE dealer who will be pleased to support you. This is where you find your KRONE partner who will be pleased to assist you.



Jobs

Would you like to join our company? KRONE is often looking for diligent and motivated staff to work at our farm machinery factory as well as at our commercial trailer production plant. So, this section is always worth a visit.



Media center

The KRONE 'database' holds thousands of documents, pictures, test reports and much more. Here you find very detailed information on KRONE products that are of special interest to you.



Events

Are you in for a KRONE live experience? Check out for KRONE events and look at a machine on show or watch it during a demonstration. After all, there is little that is more effective than a hands-on experience.



Service

Here you find all the service information you require – from a point of contact at the factory to finance schemes for your KRONE machine as well as training schemes for staff and users.



Download Center

Are you looking for a KRONE calendar for your desktop or a smart picture for your presentation? Here, at the KRONE download center, you will find plenty of useful material for a wide range of projects.



Used Machinery

KRONE often has a wide range of demonstration or exhibit machinery on offer. This is a good site to find your KRONE machine. Then contact your local KRONE dealer to arrange the details of a potential purchase.



Parts

24/7... This service gives you the opportunity to find your KRONE part at any time and without waiting. The KRONE Agroparts Portal has an article number and exact description for every part. You can order the part instantly at your local KRONE dealer by sending an e-mail to Agroparts.



KRONE shop

Are you looking for a gift or are you a collector of farm models? Then you should definitely shop around at our KRONE shop. We take your orders at any time of the day.

Your KRONE dealer

Maschinenfabrik Bernard KRONE GmbH

Heinrich-Krone-Straße 10
D-48480 Spelle

Telefon: +49 (0) 5977.935-0
Telefax: +49 (0) 5977.935-339

info.ldm@krone.de
www.krone.de