


Lightweight and strong.

Kubota's brushcutters are designed to satisfy the needs of professionals.

DM262-S*
(2 stroke)



DH264-S*
(4 stroke)




DM332-W*
(2 stroke)




*All models available in S handle or W handle.

Gearbox is designed for rugged work with low vibration.
Detachable safety guard allows multiple uses depending on the situation.

Options



3 blade



4 blade



8 blade



W shoulder band

Brushcutter Specifications

Model	DM262-S	DM262-W	DH264-S	DH264-W	DM332-S	DM332-W
Engine						
Model	MITSUBISHI TU26		HONDA GX25		MITSUBISHI TU33	
Engine type	2-stroke		4-stroke		2-stroke	
Fuel	50:1 Ratio mixed		Unleaded		50:1 Ratio mixed	
Displacement	25.6cm ³		25.0cm ³		32.6cm ³	
Max. Output	0.67kw/7,500rpm		0.72kw/7,000rpm		0.97Kw/7,500rpm	
Max. Torque	1.1Nm/5,000rpm		1.0Nm/5,000rpm		1.6Nm/5,500rpm	
Fuel tank capacity	0.6		0.58		0.8	
Dimension						
Outside dimensions(LxWxH mm)	1,765x350x310	1,765x620x440	1,795x350x310	1,795x620x440	1,820x340x245	1,820x630x470
Dry weight	5.2kg	5.5kg	5.6kg	5.9kg	6.7kg	7.0kg
Diameter of shaft	7.0mm			8.0mm		
Others						
Handle	Single	Double	Single	Double	Single	Double
Shoulder band	Single std	Double std	Single std	Double std	Double std	Double std
Anti-vibration	Standard equipped					
Throttle Type	Throttle Trigger Lockout					
Carburetor	Diaphragm					
Cylinder	Chromed					
Piston rings	Double					
Standard blade width	230mm				255mm	
Options	3,4,8 teeth blade(230mm, 255mm), Double Shoulder band					



KUBOTA Tractor Australia Pty Ltd

25-29 Permas Way, TRUGANINA Vic., 3029
Free call: 1800 334 653
Email: sales@kubota.com.au

Web site: <http://www.kubota.com.au>

CB NORWOOD DISTRIBUTORS

PO BOX 1265, 888 Tremaine Avenue
Palmerstone North 0800 KUBOTA
TEL: 063564920
FAX: 063564939

Web site: <http://www.kubota.co.nz>

Cat.No24160-03-ANZ printed in Japan.Kubota eight corp.'16-July.



KUBOTA WALK BEHIND MOWER AND BRUSHCUTTERS

**W821SC-AU / W821S-AU / W819P-AU
DM262 / DH264 / DM332**

From the domestic user to the professional contractor, Kubota's highly durable and reliable range of mowers and brushcutters are the ideal lawn care tools!



W821SC-AU

DH264-W

DM262-S

Kubota's range of Walk Behind Mowers and Brushcutters are built tough. These easy and efficient garden tools are ideal for all your landscaping jobs.

Premium professional mower designed to perform in any conditions.

- Equipped with 244mm large aluminium wheels and ball bearing. High maneuverability and against corrosion for high performance in any conditions.
- A front bumper comes standard to protect the deck from impact.
- Heavy duty aluminium die-cast deck with rib for excellent durability.
- 4 blades standard for fine cutting.
- The shaft drive rear wheel transmission greatly reduces maintenance work compared to belt-driven mowers. Additionally, the shaft-mounted shock absorber also reduces slippage.
- The standard blade brake clutch stops the blade quickly for added safety. This allows emptying of the 75L grass bag safely without stopping the engine.
- Handles are reinforced for long life.

Model		W821SC-AU
Engine	Model	HONDA GXV160
	Engine type	Air-cooled, 4-cycle OHV, Single-cylinder
	Displacement	163cm ³
	Max.Output	3.2kw/3,600rpm
	Fuel tank capacity	1.8L
	Starting method	Recoil method
	Drive System	Self-Propelled
Dimension	Outside dimensions (LxWxH mm)	1,830x580x1,270
	Dry weight	62kg
	Mowing speed	Low speed:1.0m/sec, High speed:1.4m/sec
Mower	Wheel diameter	244mm Aluminium wheel
	Grass bag capacity	75L
	Mowing width	530mm
	Mowing height	22,32,42,52,62,72,82mm
	Deck Material	Reinforced Cast Aluminium
	Blade Engagement	BBC(Blade Brake Clutch)
Options		Side deflector, Mulch Cutting Kit

W821SC-AU



Premium model self propelled mower for semi professional mowing.

- Heavy duty aluminium die-cast deck with rib for high durability.
- 4 blades standard for fine cutting.
- The shaft drive transmission greatly reduces maintenance work compared to belt-driven mowers. Additionally, the shaft-mounted shock absorber also reduces slippage.
- The standard blade brake clutch stops the blade quickly for added safety. This allows emptying of the 75L grass bag safely without stopping the engine.

Model		W821S-AU
Engine	Model	HONDA GXV160
	Engine type	Air-cooled, 4-cycle OHV, Single-cylinder
	Displacement	163cm ³
	Max.Output	3.2kw/3,600rpm
	Fuel tank capacity	1.8L
	Starting method	Recoil method
	Drive System	Self-Propelled
Dimension	Outside dimensions (LxWxH mm)	1,810x580x1,260
	Dry weight	53kg
	Mowing speed	Low speed:0.8m/sec, High speed:1.2m/sec
Mower	Wheel diameter	203mm Resin wheel
	Grass bag capacity	75L
	Mowing width	530mm
	Mowing height	15,26,37,47,57,67,77mm
	Deck Material	Reinforced Cast Aluminium
	Blade Engagement	BBC(Blade Brake Clutch)
Options		Side deflector, Mulch Cutting Kit

W821S-AU



Easy to operate push type mower is lightweight and durable, ideal for the home owner.

- Heavy duty aluminium die-cast deck with rib for high durability.
- 4 blades standard for fine cutting.

Model		W819P-AU
Engine	Model	SUBARU EA190V
	Engine type	Air-cooled, 4-cycle OHV, Single-cylinder
	Displacement	189cm ³
	Max.Output	4.1kw/3,600rpm
	Fuel tank capacity	1.2L
	Starting method	Recoil method
	Drive System	Push
Dimension	Outside dimensions (LxWxH mm)	1,710x515x1,120
	Dry weight	41kg
	Mowing speed	-
Mower	Wheel diameter	203mm Resin wheel
	Grass bag capacity	70L
	Mowing width	480mm
	Mowing height	15,26,37,47,57,67,77mm
	Deck Material	Reinforced Cast Aluminium
	Blade Engagement	Engine Brake

W819P-AU




The large discharge chute designed for better performance, especially in wet grass. Cover ensures delicate changes in cutting height can be achieved.



Large discharge decreases blockage.




Cutting tall grass



Cutting low grass



Mowers come equipped with 4 blade for fine cutting as standard. Reinforced aluminium die-cast deck with rib.



Smoothly delivers drive to wheels and strong shaft drive system reduces maintenance work.



Standard equipped BBC for higher safety and workability. Blades can be disengaged without stopping the engines simply by lever controls. (W821SC-AU, W821S-AU)

Options



Mulch Cutting kit



Side Deflector

